

2021

City of North Bay

Recycling and Garbage Collection Calendar

www.cityofnorthbay.ca



NORTH BAY
ONTARIO • CANADA



Our Earth. . . Our Future





Thank You For Participating in
North Bay's Recycling Program!

Recycling Guide



Need a Blue Box?

Additional Blue Boxes are available at City Hall or 112 Patton Street for \$5.00 each. Please call ahead to ensure availability: 705-474-0400 ext. 2333.

Item	Accepted	Not Accepted
<p>Plastic food and beverage containers</p> 	<p>We accept all food grade containers.</p>  <p>This includes plastic egg cartons, muffin containers, tubs and lids, and all small mouth plastic containers. All containers must be less than 5L in size.</p>	<ul style="list-style-type: none"> • Styrofoam • Plastic bags/films • Bubble wrap • Plastic planting trays and pots • Plastic toys • Lawn furniture • Plastic cutlery • Coat hangers • Binders • Lawn edging • Motor oil containers and gas cans (bring to HHW Depot)
<p>Aluminum</p> 	<p>Only clean items are accepted. Empty aerosol and empty dry paint cans are now recyclable. Paint can lids must be placed in the Blue Box separately from the can.</p>	<ul style="list-style-type: none"> • Paper-backed foil (e.g. lids from take-out food) • Foil laminates (e.g. potato chip bags)
<p>Glass bottles and jars</p> 	<p>All glass food and beverage bottles and jars are accepted, including coloured glass. Please remove and recycle lids separately.</p>	<ul style="list-style-type: none"> • Medication bottles • Light bulbs • Window glass • Mirror glass • Crystal • Drinking glasses • Ceramics (e.g. plates, mugs, etc.)

Food and beverage containers



All aluminum and steel cans are accepted.

All polycoat cartons (e.g. milk, juice) and Tetra Paks (e.g. drink boxes) are accepted. Remove and discard straws.

- Do not include full cans or cans containing hazardous materials. These items should be taken to the HHW Depot at 112 Patton St.

Newspaper and mixed paper



Newspaper: including all inserts and flyers. Discard plastic bags.

Mixed paper: phone books, promotional/ad mail, magazines, catalogues, office paper, envelopes, paper bags and other items that are paper. Staples do not need to be removed.

- Waxed or foil-coated paper
- Styrofoam
- Chip bags
- Paper that is soiled with food or grease

Boxboard and corrugated cardboard and pizza boxes



Corrugated cardboard: Flatten and tie in bundles measuring no larger than 75cm x 70cm x 20cm (30" x 30" x 8"). Place bundle(s) beside Blue Box. Use string or twine to tie bundles.

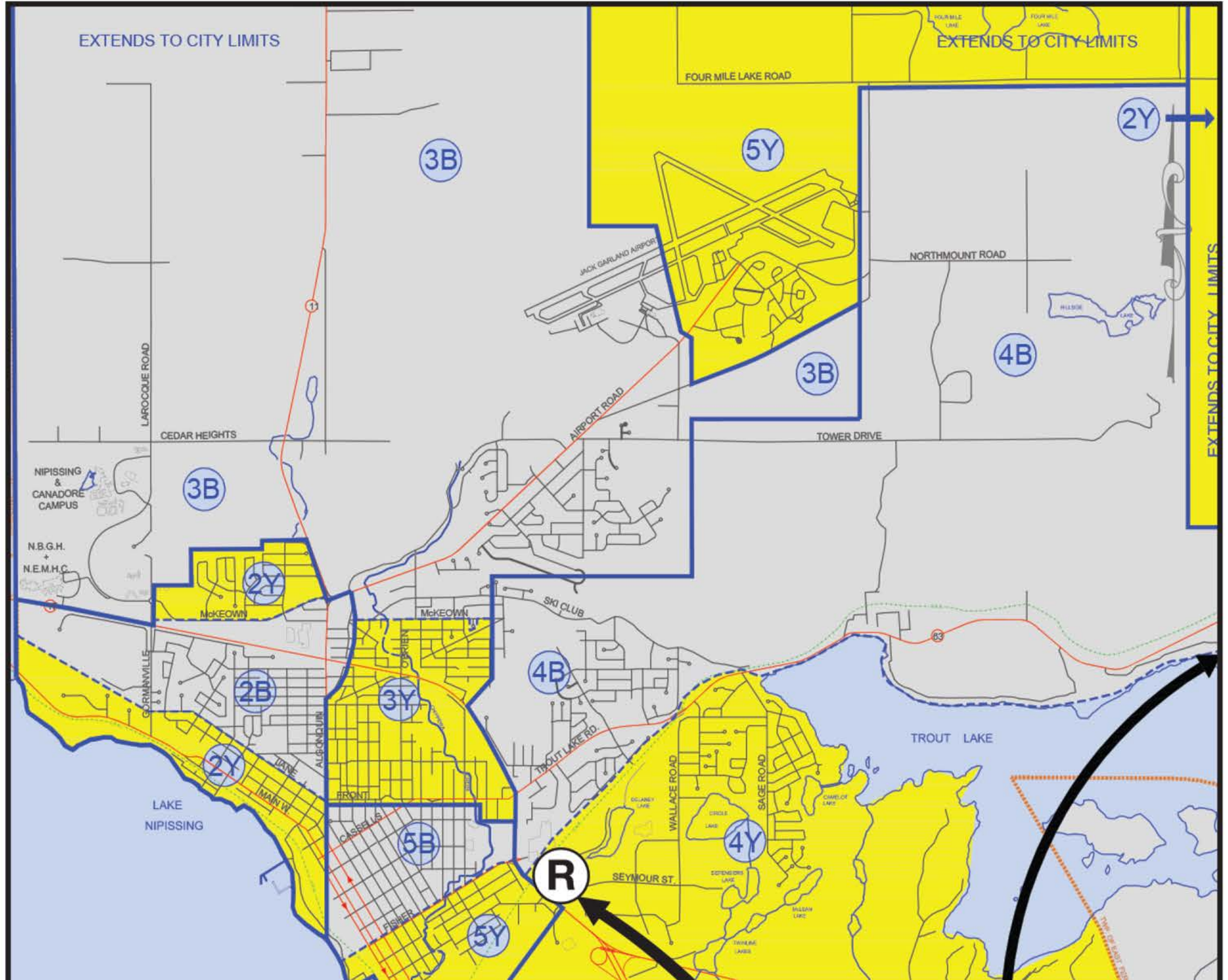
Boxboard: Cereal, pasta, laundry and shoe boxes, etc. Remove liners/windows and flatten boxes. Do not mix with newspaper or mixed paper. Bundle with corrugated cardboard.

- Frozen food boxes that have a wax coating

BLUE BOX & GARBAGE COLLECTION SCHEDULE



FIND YOUR AREA AND PICK UP DAYS



Blue Box Schedule

1 Monday

Blue Zone – North of Joseph St. (Including Joseph)
West of Lakeshore Dr. (Including Lakeshore)

Yellow Zone – South of Joseph St., East of Lakeshore Dr.

2 Tuesday

Blue Zone - North of Jane St. (Including Jane & South of McKeown) South of HWY 17 W.

Yellow Zone – South of Jane St.
(West of Algonquin to West City Limits)
Thibeault Terrace – (East of Gormanville to HWY 11 N)
North of Trout Lake, Stanleys Rd., Hwy. 63, Lennox and Feronia

3 Wednesday

Blue Zone – North of McKeown (Including McKeown)

Yellow Zone – South of McKeown

4 Thursday

Blue Zone – North of O.N.R., Trout Lake Shoreline to South of Four Mile Lake Rd., Incl., Anita Ave., Silver Lady Lane & Carmichael Drive (corner by Airport North)

Yellow Zone – South of O.N.R.

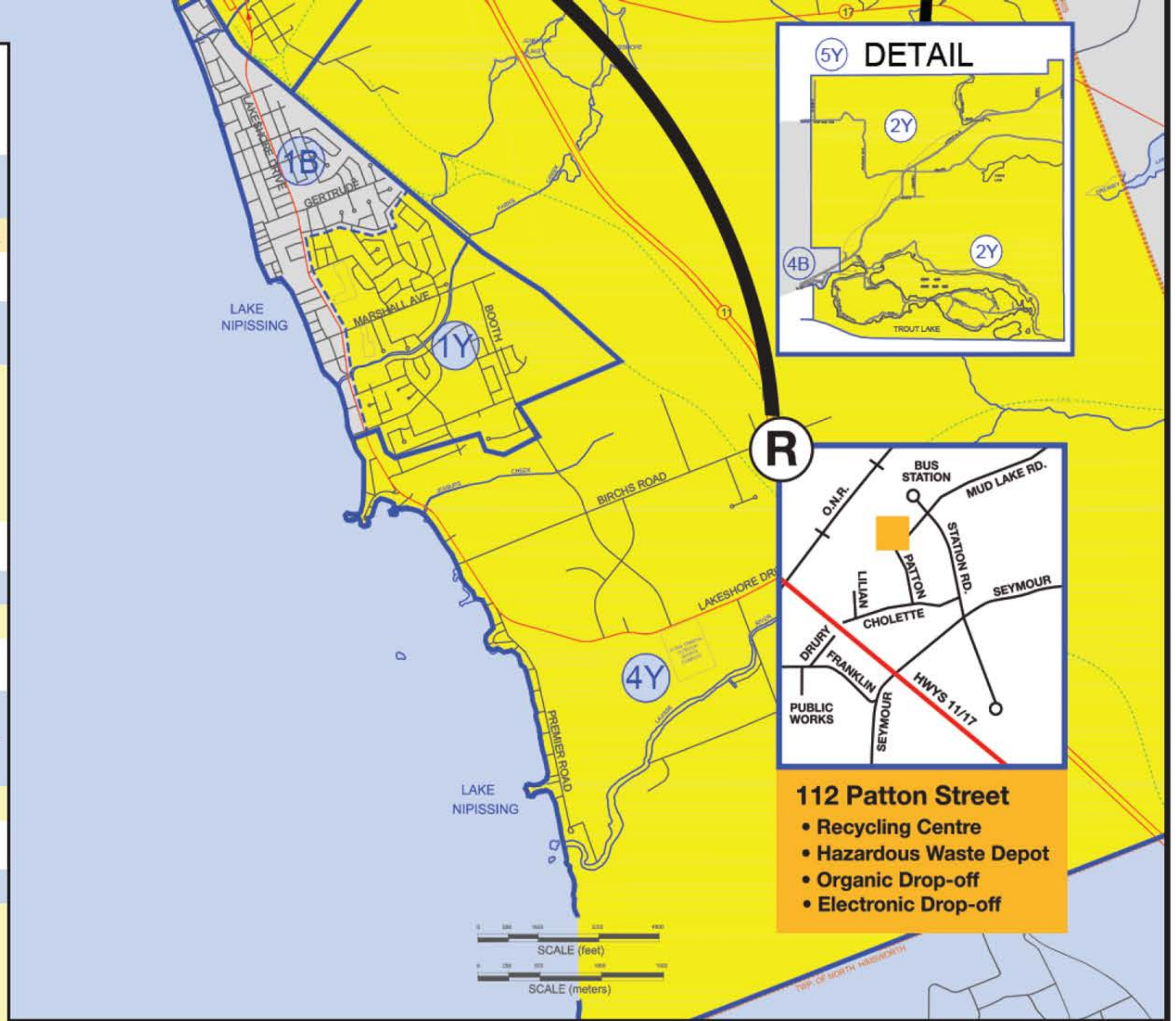
5 Friday

Blue Zone – North of Fisher (Including Fisher)

Yellow Zone – South of Fisher & C.F.B. North to City Limits from West of Greys Rd. to City Limits Incl., Four Mile Lake Rd. to West of Stanleys Rd. & Widdifield Station Rd. to South of Otter Lake

Not sure which zone you are in?

Call the Wasteline at 705.474.0400 ext. 2333



Curbside Collection Practices

Please place garbage and recyclables **at the curb by 7:00 a.m.** on your collection day, and no earlier than 6:00 p.m. the night before.

Maximum of three garbage bags or containers per week. Max weight of 15kg (35lbs) each. Containers shall not be larger than 150L (33 gal). Do not tie down garbage can lids (e.g. bungee cords).

Items **not picked up** at the curb include: household hazardous waste, syringes, car parts, tires, liquid waste, electronics, furniture, biomedical waste, mattresses and grass clippings.

Corrugated cardboard is banned from the landfill and must be recycled. Cardboard boxes can not be used as garbage receptacles.

Yard waste placed at the curb will not get composted. Please bring these to the Organic Drop-Off Depot at 112 Patton Street or to the landfill for proper composting.



Blue Box Tips

Placing your blue box at the curb signals the driver to stop. Place it at least 1 meter (39 inches) from your regular garbage so it can be easily seen.

To assist curbside sorting efficiency, residents are asked to group similar blue box items together.



Blue boxes are available at the Household Hazardous Waste Depot and at City Hall Customer Service Center for purchase (\$5.00 each). Call for availability.

Do not use bags to hold recyclables. Use your blue box which has a lip to attach to the recycling truck to assist with curbside sorting. Large non-blue box containers will not be accepted. No containers with wheels or without a special lip.

To avoid mix-ups, print your address on the side of your blue box.

Merrick Landfill

Located on Sand Dam Road in Merrick Township, off HWY 11 North (26km from City Hall).

Residential Tipping Rates:

- Equivalent of 6 bags or less - \$5.00
- More than 6 bags (e.g. half tonne truck or trailer) - \$20.00
- Double load (e.g. half tonne truck and trailer) - \$30.00
- Residential fees are doubled when load contain recyclables and/or banned items. (Refer to website for more details)
- All double axle trailers are weighed and charged on a per weight basis.

Landfill is
no longer
accepting cash.

Landfill Hours

- ~ Monday to Friday: 7:30 a.m. to 5:00 p.m.
- ~ Saturday: 8:00 a.m. to 5:00 p.m.
- ~ Sunday: Noon to 4:00 p.m.
(from Victoria Day Weekend to Thanksgiving)
- ~ * Closed Statutory Holidays.

ITEMS BANNED FROM THE LANDFILL: | • Cardboard, hazardous waste, electronics, pathological, textiles and liquid wastes.

Free of Charge

- Grass and leaves
- Bricks
- Concrete (free of rebar)

Surcharges (per piece)

- Appliances containing refrigerant* - \$25.00
- Mattresses - \$17.00
- Boxsprings - \$17.00



Free brush drop-off from
May 2nd - June 12th.

*NOTE: appliances containing refrigerants include refrigerators, freezers, air conditioners, dehumidifiers and some water coolers.

Let's Pitch In
With
Miller Waste

Miller
WASTE
SYSTEMS

On-line bin
ordering available
www.millerwaste.ca

Collection and
Disposal Services

- ◆ Waste
- ◆ Organics
- ◆ Cardboard
- ◆ Paper • Glass • Metals
- ◆ Construction and Renovation Debris

70 Couchie Industrial Park Rd, North Bay, ON P1B 8G5

www.millerwaste.ca

705.475.9827

Never Miss *Another* Garbage Day

The app provides:

- Info on household hazardous waste, electronics, landfill and organics
- Hours of operation and location for depots and landfill
- Local waste and recycling contact information in case you have questions
- A breakdown of where items should go



Once you have the Recycle app you will receive a personalized user friendly waste and recycling schedule and calendar. Residents will also receive friendly reminders for their next collection day changes when holidays occur.



For more information please contact the Wasteline at 705-474-0400 ext.2333. or see information posted at the City website:
<https://www.cityofnorthbay.ca/recycle-app>

Download the North Bay Recycles App for free from the [App Store](#) for iOS, [Google Play](#) for Android



January 2021



Need more information?
Consult the back cover

Sunday

Monday

Tuesday

Wednesday

Thursday

Friday

Saturday

<p><i>Remember to return your wine, beer, liquor bottles and cans to The Beer Store for a refund.</i></p>							
					<p><i>It takes 700 years for a plastic bottle to decompose.</i></p>	<p>1 New Year's Day Collection is one day later this week. Landfill Closed.</p>	<p>2</p>
3	4	5	6	7	8	9	
<p>*Christmas trees can be delivered to the Public Works Yard located at 1399 Franklin Street</p>							
10	11	12	13	14	15	16	
<p>*Christmas trees can be delivered to the Public Works Yard located at 1399 Franklin Street</p>							
17	18	19	20	21	22	23	
24	25	26	27	28	29	30	
31							



Recycling Guide
on Page 1

Blue Zone Recycling Collection
see map on page 2

Yellow Zone Recycling Collection
see map on page 2

GARBAGE BAG TAGS

The City of North Bay currently collects 3 bags/receptacles of garbage per week. However there may be times when you have more garbage than normal. Residents are now able to purchase bag tags to go on extra bags/receptacles. These extra bags/receptacles can have a maximum weight of 15 kg (35 lbs) and receptacles cannot be larger than 150 L (33 gal). The City will collect 3 extra garbage bags/receptacles per household as long as they have a bag tag.

WHERE TO BUY GARBAGE BAG TAGS

City garbage bag tags can be purchased at City Hall Customer Service Center for \$1.00 per tag.

City Hall, Customer Service- Main Floor, 200 McIntyre Street East, North Bay

CITY OF NORTH BAY

GARBAGE BAG TAG

00007

FOR MORE INFORMATION CONTACT THE WASTELINE AT 705-474-0400 EXT.2333



HOW TO USE BAG TAGS

Use one bag tag for each garbage bag or receptacle over the allowable limit of 3 bags/receptacles.



USING A BAG TAG ON A GARBAGE BAG

- Secure top of garbage bag with a twist tie or knot.
- Attach bag tag above the knot, on the neck of the bag. Do not use tags as a twist tie.
- Ensure tag has adhesive ends pressed tightly together and the full tag can be seen.






USING A BAG TAG ON A GARBAGE CAN

- Do not place the bag tag on the garbage container itself.
- Place the bag tag on the top bag inside the garbage container.
- Make sure the bag tag is clearly visible when the collector opens the lid.
- Only one tag on the top bag for the entire container to be collected as long as it is no larger than 150 L (33 gal) and weighs no more than 15 kg (35 lbs).

February 2021



Need more information?
Consult the back cover


Sunday	Monday	Tuesday	Wednesday	Thursday	Friday	Saturday
	1	2  Groundhog Day	3	4	5	6
7	8	9	10	11	12	13
14  Valentine's Day	15 Family Day Collection is one day later this week. Landfill Closed.	16	17	18	19	20
21	22	23	24	25	26	27
28	 <p>Clean or replace your furnace filter every 1-2 months. A dirty filter reduces the airflow and forces the furnace to run longer to heat your home.</p>					



Recycling Guide
on Page 1

Blue Zone Recycling Collection
see map on page 2

Yellow Zone Recycling Collection
see map on page 2



**Throwing away clothes
is never in style**



For more information regarding Textile Diversion,
please contact the Waistline at (705) 474-0400 ext. 2333
www.cityofnorthbay.ca



March 2021



Need more information?
Consult the back cover

Sunday	Monday	Tuesday	Wednesday	Thursday	Friday	Saturday
	1	2	3	4	5	6
7	8	9	10	11	12	13
14 Daylight Savings Starts Turn Clocks forward one hour	15	16	17  (Think Green) St. Patrick's Day	18	19	20  First day of Spring
21	22	23	24	25	26	27
28	29	30	31	<p>Many families spend over \$260 each year for paper towel and napkins. Switch to reusable cloths, sponges or rags to clean.</p> 		



Recycling Guide
on Page 1

Blue Zone Recycling Collection
see map on page 2

Yellow Zone Recycling Collection
see map on page 2

Household Hazardous Waste (HHW)

Chemical waste is both dangerous and harmful to humans, animals, and the environment. NEVER throw hazardous waste into the garbage or flush it down the sink, toilet, or storm sewer.

Hours of Operation:
Wednesday to Saturday
8:00 a.m. to 6:00 p.m.
Open Year Round

Bring all your HHW and electronic waste to the Hazardous Waste/Electronic Drop-Off Depot at 112 Patton St. This service is free to North Bay.

Hours of operation (year round): **Wednesday to Saturday 8:00 a.m. to 6:00 p.m.**

Accepted Materials:

- Adhesives/glues
- Aerosols
- Antifreeze
- Batteries (all types)
- Cleaning supplies
- Cooking oil
- Cosmetics
- Fire extinguishers
- Fluorescent lights
- Fuels
- Oil and oil filters
- Paint, varnishes and stains
- Pesticides
- Pharmaceuticals
- Pool chemicals
- Propane (all sizes)
- Sharps*



NOT ACCEPTED: Unidentified items, items with refrigerants (AC units, fridges, freezers, water coolers, dehumidifiers), PCB's, explosives, biological/pathological waste, radioactive waste.

Disposing of Sharps*: Please put sharps in a sharps approved container. You can acquire a sharps approved container at your local pharmacy, free of charge. You can also place them in a container and tape the lid of the container shut and label sharps on the container. Bring them to the pharmacy or to the Hazardous Waste Depot.

Do not mix bulbs and batteries.

**There are limits to how much waste you can bring per trip.
DO NOT BRING MORE THAN 60 LITERS AT A TIME!**

April 2021



Need more information?
Consult the back cover

Sunday

Monday

Tuesday

Wednesday

Thursday

Friday

Saturday

On Goods Exchange Day, put gently used items to the curb for free pick up by other residents. Items not picked up must be removed by 6:00 p.m. There will be no special collection program for these materials.



1

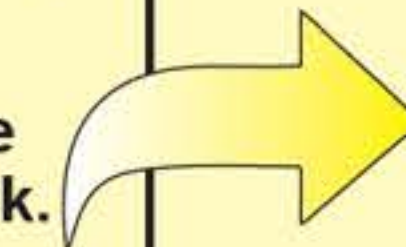
April Fool's Day

2

Good Friday

Collection is one day later this week.
Landfill Closed.

3



4

Easter Sunday



5

Easter Monday

Landfill Open
Regular Collection

6

7

8

9

10

11

12

13

14

15

16

17

18

19

20

21

22

Earth Day

23

24

Goods
Exchange Day

25

26

27

28

29

30



Recycling Guide
on Page 1

Blue Zone Recycling Collection
see map on page 2

Yellow Zone Recycling Collection
see map on page 2



SHARPS

COLLECTION PROGRAM

You Can Return:

- Needles, needle tips and syringes
- Insulin pens
- Lancets
- Other used medical sharps

Components such as glucose meters and cotton swabs should not be disposed of in sharps containers.

Visit www.healthsteward.ca to find your nearest participating pharmacy.

TAKE IT BACK!

Responsibly dispose of your used sharps to help prevent needlestick and sharps injuries.



HEALTH PRODUCTS
STEWARDSHIP ASSOCIATION

HPSA IS FUNDED
BY THE HEALTH PRODUCTS INDUSTRY

For more information, visit:
healthsteward.ca or e-mail info@healthsteward.ca
Call Our Toll-Free Number: 1-844-535-8889

SAFELY DISPOSE OF YOUR USED SHARPS DEVICES BY FOLLOWING THESE STEPS:

1



Recap needle and place into approved sharp container offered free of charge at any participating pharmacy.

2



Once the sharp waste has reached the designated fill line, snap lid closed by securing the strip.

3



To permanently close the sharps container, insert the tab into the opening to secure the lid down.

4



Always use an approved sharps container when disposing of used sharps to help reduce the risk of needlestick injuries.

May 2021



Need more information?
Consult the back cover

Sunday

Monday

Tuesday

Wednesday

Thursday

Friday

Saturday

Over the counter medications and drugs can be harmful if flushed in our sewer system. Protect our water supply and deliver them to your local pharmacy or to the Household Hazardous Waste Depot.



Free brush drop-off at the Merrick Landfill from May 2nd - June 12th

1

2

3

4

5

6

7

8

***Free brush drop-off (May 2nd - June 12th)**

9 Mother's Day



10

11

12

13

14

15

***Free brush drop-off (May 2nd - June 12th)**

16

17

18

19

20

21

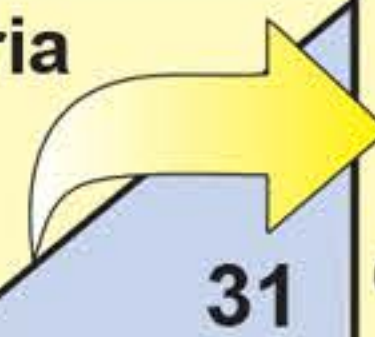
22

***Free brush drop-off (May 2nd - June 12th)**

23 Landfill open Sundays for summer months.

24 Victoria Day

Landfill Closed.



25 Collection is one day later this week.

26



27



28



29



30

31

***Free brush drop-off (May 2nd - June 12th)**



Recycling Guide on Page 1

Blue Zone Recycling Collection see map on page 2

Yellow Zone Recycling Collection see map on page 2

Grasscycling: Your lawn will love it!

Leaving grass clippings on your lawn returns much-needed moisture and nutrients to the soil. Cut properly, clippings are virtually unnoticeable and generally disappear within three days.

Studies show that grasscycling can reduce fertilizer requirements by as much as 30%. It helps the soil retain valuable moisture, and helps to choke out weeds by denying light and air to them and improving your lawn's weed resistance.

Best of all, think of the time and effort you'll save when you don't have to bag and dispose of clippings!

Tips for successful grasscycling:

- Set your mower height to 2.5 inches (6 cm).
- Keep your mower blade(s) sharp.
- Take care to cut no more than one-third of the grass blade height at a time.
- Mow frequently to produce small clippings which will decompose faster.
- Mow when the lawn is dry to prevent clumping.



Organic Drop-off Depot

Bring your yard waste to the Organic Drop-off Depot located at 112 Patton Street. Hours of operation: Monday to Saturday – 8:00 a.m. to 5:00 p.m. Open from April to November.

Accepted Materials:

- Grass Cuttings
- Leaves
- Sod
- Flower Clippings

Not Accepted:

- Brush of Any Size
- Milled Wood/Pressure Treated Wood
- Plastic Bags
- Garbage

This service is **free of charge for residential households**. Businesses will be subject to disposal fees.


Brush is only accepted at the Merrick Landfill (charges apply). Free brush drop-off at the Merrick Landfill is from May 2nd to June 12th. (See page 3 for additional information).

DID YOU KNOW: The organic material collected at the Depot is converted into compost which is then sold to the public at a very low cost! This allows The City of North Bay to maintain this program!

June 2021



Need more information?
Consult the back cover

Sunday	Monday	Tuesday	Wednesday	Thursday	Friday	Saturday
<p>Grass collection ban. The City of North Bay does not collect grass clippings with regular garbage. Please grasscycle.</p> 		1	2	3	4	5
*Free brush drop-off (May 2nd - June 12th)						
6	7	8	9	10	11	12
*Free brush drop-off (May 2nd - June 12th)						
13	14	15	16	17	18	19
20 First day of summer Father's Day	21	22	23	24	25	26
27	28	29	30	<p><i>Safety First - Never throw hazardous waste into the trash. Items such as syringes need to be disposed of properly at the hazardous waste depot.</i></p>		



Recycling Guide
on Page 1

Blue Zone Recycling Collection
see map on page 2

Yellow Zone Recycling Collection
see map on page 2

The Dirt on Composting

Composting is a natural process in which organic materials decompose and become a nutrient-rich soil amendment.

Your lawn and garden will love it.

Composting aids erosion control, promotes soil fertility, and stimulates healthy root development. Plus it cuts down on valuable waste going to landfills. Composting can take 3 to 18 months depending upon how well the pile is maintained. Compost is ready when its texture is crumbly and it has a pleasant, earthy smell.

Tips for successful composting:

- Keep your compost pile moist but not wet.
- Aerate by turning it occasionally.
- Avoid thick layers of any one material, such as grass.
- Layer "brown" materials (e.g. dried leaves, dead plants, and shredded newspaper) with "green" materials (e.g. plant trimmings, and fruit and vegetable peels and cores).
- A one-inch (2.5 cm) layer of finished compost or garden soil spread on top of kitchen scraps will speed things up.
- Bury fruit and vegetable trimmings at least 6 inches (15 cm) deep.
- Smaller pieces decompose faster.
- Never add meat, fish or dairy items.
- Compost during winter. The freezing and thawing process helps to break down materials.



We are looking for your clothing donations!

Drop them off or
Call us for convenient pickup!

Rebuilt Resources
Come Treasure Hunt With Us! ®
705-497-7878
www.rebuiltresources.com

find us on 

The advertisement features a light green background with illustrations of various clothing items: a green t-shirt, a yellow and white striped t-shirt, a pair of blue jeans, a pair of purple sneakers, and a colorful striped long-sleeve shirt. A circular logo with two stylized human figures is positioned to the left of the organization's name.



July 2021



Need more information?
Consult the back cover

Sunday

Monday

Tuesday

Wednesday

Thursday

Friday

Saturday

<p>Do you have large amounts of recyclables? Did you miss your recycle collection day? The City's Recycle Centre has a public drop-off area which is open Monday-Saturday from 8am-5pm.</p> 				<p>1 Canada Day  Collection is one day later this week. Landfill Closed.</p>	<p>2</p> 	<p>3</p> 
4	5	6	7	8	9	10
11	12	13	14	15	16	17
18	19	20	21	22	23	24
25	26	27	28	29	30	31



Recycling Guide
on Page 1

Blue Zone Recycling Collection
see map on page 2

Yellow Zone Recycling Collection
see map on page 2

Deleting E-Waste

E-waste is the fastest growing source of waste in North America.

As faster, smaller and more powerful computer equipment, phones, televisions, stereos, and small home appliances are introduced, current models quickly become obsolete.

Don't throw them away; bring them to the **Electronic Drop Off** site at 112 Patton Street, **Wednesday to Saturday, 8:00 a.m. to 6:00 p.m.** all year round.

Lead, cadmium and mercury are found in most electronic equipment, increasing risks to human health and the environment if they are not properly managed.

Help keep e-waste products out of landfills by:

- Upgrading or repairing products instead of replacing them.
- Donating old equipment to a family member, friend or charity.
- Checking if the manufacturer or vendor participates in a take-back or recycling program for their products. If not, encourage them to start one!
- Checking if there is a location in your community that accepts old computer equipment for refurbishing.
- Learning about reuse, recycling and disposal options for electronics in your area.




E-WASTE



August 2021



Need more information?
Consult the back cover

Sunday	Monday	Tuesday	Wednesday	Thursday	Friday	Saturday
1	2 Civic Holiday Collection is one day later this week. Landfill Closed.	3	4	5	6	7
8	9	10	11	12	13	14
15	16	17	18	19	20	21
22	23	24	25	26	27	28
29	30	31	 <p><i>Pizza boxes should be flattened with the rest of your corrugated cardboard. To help the recycle process please remove any food residue and all other foreign items such as cups for dipping sauces.</i></p>			



Recycling Guide
on Page 1

Blue Zone Recycling Collection
see map on page 2

Yellow Zone Recycling Collection
see map on page 2

Litter “Less” Lunches

School's in session! Pack 'litter less' lunches to reduce waste in your community.

Here are a few tips to keep lunchtime waste to a minimum:

- Go shopping together for a fun lunch bag or container.
- Use an insulated Thermos for a hot lunch on a cold day, or to keep drinks cold all day.
- Use a BPA-free plastic or stainless steel bottle for water or juice.
- Use reusable containers for sandwiches and small snacks. (But remember: Avoid putting plastic containers in the microwave.)
- Purchase a small reusable freezer pack to keep food cold.
- Set a good example! Kids learn from what we do, so carry a reusable coffee mug and water bottle with you, and reduce the use of plastic bags and pre-packaged food items.

Sometimes packaging is inevitable, so if you do purchase pre-packaged food or snacks for your kids, look for packaging made with recycled content or that is recyclable.

Tip: Label, label, label – to help prevent loss.

Involve your child in making cheerful labels for reusable lunch containers, or visit one of the many custom label companies online and choose a design together!



September 2021



Need more information?
Consult the back cover

Sunday	Monday	Tuesday	Wednesday	Thursday	Friday	Saturday
<i>On Goods Exchange Day, put gently used items to the curb for free pick up by other residents. Items not picked up must be removed by 6:00 p.m. There will be no special collection program for these materials.</i>			1	2	3	4
5	6 Labour Day Collection is one day later this week. Landfill Closed.	7	8	9	10	11
12	13	14	15	16	17	18
19	20	21	 22 First day of Fall	23	24	25 Goods Exchange Day
26	27	28	29	30	<i>Please do not place window glass, mirrors or lightbulbs in your blue box.</i>	



Recycling Guide
on Page 1

Blue Zone Recycling Collection
see map on page 2

Yellow Zone Recycling Collection
see map on page 2

Leave Those Leaves

Mulched or shredded leaves are an excellent source of nutrients and protection for your lawn and garden. Mulch helps retain moisture by reducing soil exposure to the sun and slowing evaporation. It chokes out weeds, too.

For best results, shred leaves when they are dry.

Push your mower slowly over areas where there are lots of leaves; you may have to run over them twice. Only a sharp mower blade is necessary, but a mulching blade available from your local hardware or garden store can make the job even easier.

Boost nutrients and moisture-retaining capability and choke out weeds by:

- Spreading leaves over your lawn to quickly decompose.
- Digging them directly into your garden.

In fall, spread leaf mulch on gardens and around shrubs and trees as winter protection.

Leave some space around shrubs and trees when mulching. Mulch is most effective when it is 2 to 3 inches (6-7 cm) deep.

Don't forget to compost any leftovers.


Extra leaves and grass that you can't compost can be brought to the Organic Drop-off Depot free of charge (see page 6).



October 2021



Need more information?
Consult the back cover

Sunday	Monday	Tuesday	Wednesday	Thursday	Friday	Saturday
<p><i>Broken glass and other sharp objects are extremely dangerous for collection workers. For safety's sake place these items in a sealed box labelled broken glass.</i></p> 					1	2
3	4	5	6	7	8	9
10 Landfill Open	11 Thanksgiving Day Collection is one day later this week. Landfill Closed.	12	13	14	15	16
17 Landfill is closed on Sundays for the winter	18	19	20	21	22	23
24 Halloween 31	25	26	27	28	29	30



Recycling Guide
on Page 1

Blue Zone Recycling Collection
see map on page 2

Yellow Zone Recycling Collection
see map on page 2

SAVE your MONEY it PAYS to RETURN

Returning your wine and liquor bottles to the Beer Store will put money back in your pocket and will help lower your taxes spent on recycling.




DONATE your bottles or start a **BOTTLE DRIVE** for a local team or a charitable organization.



November 2021



Need more information?
Consult the back cover

Sunday	Monday	Tuesday	Wednesday	Thursday	Friday	Saturday
	1	2	3	4	5	6
7 Daylight Saving Ends Turn clocks back one hour.	8	9	10	11  Remembrance Day	12	13
14	15	16	17	18	19	20
21	22	23	24	25	26	27
28	29	30	Place materials for pick-up as accessible as possible for your collection worker. This is especially important during the winter months when snow banks become a problem.			



Recycling Guide
on Page 1

Blue Zone Recycling Collection
see map on page 2

Yellow Zone Recycling Collection
see map on page 2

Dreaming of a Green Christmas!

Resolve to make the holiday season greener with these creative alternatives.

Holiday Shopping

- Use a reusable bag and/or put purchases in a bag you're already carrying.
- Purchase baking supplies from a bulk food store.

Gift Ideas

- Consider gifts that don't require wrapping, such as tickets, gift cards, memberships or houseplants.
- Buy local! Before purchasing a gift, consider where it was made and the materials and processes used to make it. Avoid items that produce high emissions in their manufacturing or delivery.
- Consider group gifts or drawing names from a hat to keep gifts – and their packaging – to a reasonable limit.

Get creative with gift wrap:

- Use cloth shopping bags, boxes, tins or tea towels – they can be reused and double as a second gift!
- Decorate craft or office paper with crayon drawings, cartoon strips, stickers, photos, or pine cones.
- Recycle greeting cards by cutting out the images to make gift tags.



December 2021



Need more information?
Consult the back cover

Sunday	Monday	Tuesday	Wednesday	Thursday	Friday	Saturday
<p><i>The City of North Bay would like to thank you for using your blue box and making North Bay an environmentally friendly place to live.</i></p>			1	2	3	4
5	6	7	8	9	10	11
12	13	14	15	16	17	18
19	20	21  First day of Winter	22	23	24 Christmas Eve Landfill and Hazardous Waste Depot open half day	25 Christmas Day  Landfill is Closed
26 Boxing Day	27 Regular Collection Day	28	29	30	31 New Year's Eve Landfill and Hazardous Waste Depot open half day	



Recycling Guide
on Page 1

Blue Zone Recycling Collection
see map on page 2

Yellow Zone Recycling Collection
see map on page 2

2021

Garbage & Recycling Information



City of North Bay
www.cityofnorthbay.ca

Additional Resources and Contact Information

Collection Inquiries

Call the Wasteline at:
705-474-0400 ext: 2333

North Bay Recycling Centre

112 Patton St.
Open Year Round
Mon. – Sat. 8:00 a.m. to 5:00 p.m.

Household Hazardous Waste & Electronic Depot

112 Patton St.
Open Year Round
Wed. – Sat. 8:00 a.m. to 6:00 p.m.

Organic Drop-off Depot

112 Patton St.
Open April to November
Mon. – Sat. 8:00 a.m. to 5:00 p.m.

Information that can be found in this calendar

Recycling Guide	1
Blue Box Map/Schedule	2
Curbside Collection Practices.....	3
Merrick Landfill.....	3
Collection App (January)	4
Garbage Bag Tags (February)	5
Textlies (March)	6
Household Hazardous Waste (April)	7
Sharps Collection Program (May)	8
Grasscycling / Organic Drop-off Depot (June).....	9
Backyard Composting (July)	10
Electronic Drop-off (August)	11
Litter Less Lunch (September)	12
Leave those Leaves (October)	13
Return Your Empties (November)	14
Dreaming of a Green Christmas (December)	15
Contact Information & Hours.....	Back Cover

Merrick Landfill

RR2 Sand Dam Rd. off HWY 11 North
(See page 3 for more info.)

Calendar printing supplied by:

BEATTY
PRINTING

661 Cassells Street, North Bay, Ontario P1B 4A1
705.474.3330 www.beattyprinting.com