



Council

Agenda

**Regular Meeting of Council
August 27, 2012
at 7:00 p.m.**

MEETINGS

**FOR THE WEEK OF
AUGUST 27TH, 2012**

Monday, August 27, 2012

6:00 p.m.

Committee Meeting of Council
Council Chambers, 2nd Floor

7:00 p.m.

Regular Meeting of Council
Council Chambers, 2nd Floor

**THE CORPORATION OF THE CITY OF NORTH BAY
REGULAR MEETING OF COUNCIL HELD
MONDAY, AUGUST 27TH, 2012**

PUBLIC PRESENTATIONS:

PUBLIC MEETING MINUTES:

Monday, August 13, 2012

COMMITTEE REPORTS:

CORRESPONDENCE:

1. Report from Alan Korell dated August 13, 2012 re Speed Limit in and around Schools (C00/2012/BYLAW/TRAFFIC).
2. Rezoning application by Miller & Urso Surveying Inc. on behalf of Paul William Turcotte – 295 Carmichael Drive (D14/2012/TURC/CARMICHA).
3. Rezoning application and Subdivision Redline Amendment by Miller & Urso Surveying Inc. on behalf of 899430 Ontario Inc. & 2142727 Ontario Inc. – Highland Woods – Bain Drive & Golf Club Road (D14/2012/21427/AIRPORTR & D12/2008/21427/AIRPORTR).
4. Resignation of Brian Trivett from the Municipal Accessibility Advisory Committee (C01/2012/APPTS/GENERAL).
5. Report from Angela Cox dated August 14, 2012 re Capital Budget Project No. 6092SS – Water and Sewer Reconstruction Program (F05/2012/PUBWO/6092SS).
6. Report from Paul Valenti dated August 22, 2012 re Tender No. 2012-60, Single Axle Truck c/w Dump Body and Snow Plow (F05/2012/ROADS/6050FL).
7. Report from Paul Valenti dated August 22, 2012 re Tender No. 2012-59, Diesel Tandem Truck c/w Dump Body and Snow Plow (F05/2012/ROADS/6050FL).
8. Report from Paul Valenti dated August 21, 2012 re Tender No. 2012-57, Backup Electrical Generator for Fire Station No. 3 (F05/2011/FIRE/3111FD).

9. Report from Paul Valenti dated August 21, 2012 re Tender No. 2012-62, Wastewater Treatment Plant Primary Clarifier Repairs (F05/2012/ROADS/6090SS).
10. Report from Margaret Karpenko dated August 22, 2012 re Long Term Capital Funding Policy Review (F05/2012/CAPBU/GENERAL).
11. Report from Laura Boissonneault dated August 22, 2012 re Year-End Projection – June 30, 2012 (F05/2012/OPEBU/GENERAL).
12. Report from Al Lang dated August 20, 2012 re Infrastructure Ontario Loan Application Submission (F08/2012/DEBEN/GENERAL).
13. Report from Laura Boissonneault dated August 22, 2012 re Water and Sanitary Sewer Year-End Financial Projection – June 30, 2012 (F05/2012/OPEBU/GENERAL).
14. Report from Peter Leckie dated August 22, 2012 re Release of Easements – Airport Industrial Park Subdivision – Phase II (D12/2009/NBJGA/INBUSPK).
15. Report from Al Tomek dated July 18, 2012 re Blue Box and Waste Diversion Plan (E07/2012/RECYC/3R'S MAX).

BY-LAWS FOR CONSIDERATION:

General Government - First, second and third readings:

By-Law No. 2012-182 to confirm proceedings of the Meeting of Council on August 13, 2012.

By-Law No. 2012-186 to execute a Tax Extension Agreement with Evelyne Abraham in Trust.

Community Services – First, second and third readings

By-Law No. 2012-187 to execute an agreement with Designed Roofing Inc. relating to the West Ferris Community Centre Roof Replacement.

Community Services – Third reading:

By-Law No. 2012-189 to rezone certain lands on Northshore Road (Kenneth & Leona Walker – 860 Northshore Road.)

Engineering & Works – First, second and third readings:

By-Law No. 2012-185 to execute an agreement with Kenalex Construction Company Limited relating to Recycling Centre Upgrades.

By-Law No. 2012-188 to execute an agreement with Miller Paving North Bay, a division of Miller Paving Limited relating to the Supply and Placement of Plant Cold Recycled Asphalt Pavement.

MOTIONS:

Councillor Bain re New Long Term Infrastructure Plan

MOTION TO ADJOURN IN-CAMERA:

IN-CAMERA CORRESPONDENCE:

MOTION TO RECONVENE:

MOTION FOR RECONSIDERATION:

GIVING NOTICE:

ADJOURNMENT:

**MINUTES OF THE REGULAR MEETING
OF CITY COUNCIL
HELD MONDAY, AUGUST 13TH, 2012**

PRESENT: Mayor McDonald, Councillors Lawlor, Anthony, Bain, Maroosis, Vaillancourt, Mendicino, Koziol, Vrebosch

PUBLIC PRESENTATION:

Nil

CORRESPONDENCE:

Nil

REPORTS FROM OFFICERS:

Carello, P.	re Community Infrastructure Improvement Fund Applications	(485)
Carello, P.	re Preparation of a New Zoning By-Law	(486)
McDonald, J.	re Capital Projects Status Report	(484)
McIsaac, K.	re Business Licencing By-Law	(483)
Valenti, P.	re Tender No. 2012-67, McIntyre St. Parking Garage Rehabilitation	(482)

Res. #2012-480: Moved by Councillor Vaillancourt, seconded by Councillor Maroosis That minutes for the public meetings held on:

- Monday, July 30, 2012

be adopted as presented.

"CARRIED"

Res. #2012-481: Moved by Councillor Mendicino, seconded by Councillor Vaillancourt That Community Services Committee Report No. 2012-14 relating to:

- Rezoning application by GAP Construction Co. Ltd. – Dree Street; and
- Rezoning application by Kenneth & Leona Walker – Northshore Road

be adopted as presented.

"CARRIED"

COMMUNITY SERVICES COMMITTEE REPORT NO. 2012-14

August 13, 2012

TO THE COUNCIL
OF THE CORPORATION
OF THE CITY OF NORTH BAY

Your Worship and Councillors:

The Community Services Committee presents Report No. 2012-14 and recommends:

1. That a) the proposed Zoning By-Law Amendment by Miller & Urso Surveying Inc. on behalf of Gap Construction Co. Ltd. from an

"Industrial Holding (MH)" zone to an "Industrial Special Zone No. 3 (M Sp.3)" for the purpose of a lot addition to a property known locally as 387 Dree Street in the City of North Bay, be approved; and

- b) the subject property be placed under Site Plan Control pursuant to Section 41 of the *Planning Act*, R.S.O. 1990 as amended, in order to regulate parking, lighting, landscaping, stormwater, drainage, garbage, play space, ingress, egress and fencing as required."
2. That the proposed Zoning By-Law Amendment by Kenneth & Leona Walker from a "Rural Residential Lakefront (RRL)" zone to a "Rural (A)" zone for the purpose of permitting the construction of one (1) single detached dwelling on an existing lot of record east of 850 Northshore Road in the City of North Bay, be approved.

All of which is respectfully submitted.

ASSENTS
MENDICINO
VAILLANCOURT
McDONALD

DISSENTS

"CARRIED"

Res. #2012-482: Moved by Councillor Mendicino, seconded by Councillor Vaillancourt That City Council approve the award of a contract to Horseshoe Hill Construction Inc., in the amount of \$993,150.00 (plus HST), for rehabilitation work related to the McIntyre Street Parking Garage.

"CARRIED"

Res. #2012-483: Moved by Councillor Lawlor, seconded by Councillor Anthony That Report to Council CORP 2012-92 dated July 30, 2012 regarding proposed up-dates to the Business Licencing By-Law be received and referred to the General Government Committee.

"CARRIED"

Res. #2012-484: Moved by Councillor Lawlor, seconded by Councillor Anthony That 1) the Capital Projects Status Report – June 2012 Report No. CORP 2012-101 from the Chief Financial Officer be received;

2) the 19 projects listed on **Appendix "A"** attached to Report No. CORP 2012-101 be closed and that the estimated surplus balance of **\$559,414.00** be transferred as follows: **\$624,629.00** to the Completed Capital Works Reserve Fund and **(\$65,215.00)** from the Water and Sanitary Sewer Reserve Fund as at June 30, 2012; and

3) the 2 projects listed on **Appendix "B"** attached to Report No. CORP 2012-101 be closed and that the estimated surplus balance of **\$163,838.00** be transferred to other open capital projects as shown on Appendix "B" as at June 30, 2012.

"CARRIED"

Res. #2012-485: Moved by Councillor Mendicino, seconded by Councillor Vaillancourt That City Council authorize staff to prepare and submit applications to the Community Infrastructure Improvement Fund by the August 24th, 2012 deadline for the following projects (ordered by Community priority):

1. Lee Park Building
2. Lakeshore Drive Entranceway Bridge Project
3. Kate Pace Way Extension
4. Fire Department Radio Equipment
5. Memorial Gardens Maintenance Program
6. Park Facilities Maintenance Program
7. Public Works Building Renovations.

"CARRIED"

Res. #2012-486: Moved by Councillor Mendicino, seconded by Councillor Vaillancourt That 1) City Council authorize Planning staff to commence the preparation of a new Zoning By-Law for Council's consideration;

- 2) Council reallocate the remaining funds of \$26,570.24 from Capital Project 2435PZ established for the preparation of a new Official Plan to the preparation of the new Zoning By-Law; and
- 3) staff be directed to provide annual updates to Council regarding the status of the new Zoning By-Law.

"CARRIED"

Res. #2012-487: Moved by Councillor Lawlor, seconded by Councillor Anthony That the following by-law be read a first and second time:

By-Law No. 2012-159 to confirm proceedings of the Meeting of Council on July 30, 2012.

"CARRIED"

Res. #2012-488: Moved by Councillor Lawlor, seconded by Councillor Anthony That the following by-law be read a third time and passed:

By-Law No. 2012-159 to confirm proceedings of the Meeting of Council on July 30, 2012.

"CARRIED"

Res. #2012-489: Moved by Councillor Mendicino, seconded by Councillor Vaillancourt That the following by-laws be read a first and second time:

By-Law No. 2012-167 to rezone certain lands on Dree Street (GAP Construction Co. Ltd. - 387 Dree Street).

By-Law No. 2012-189 to rezone certain lands on Northshore Road (Kenneth & Leona Walker - 860 Northshore Road).

"CARRIED"

Res. #2012-490: Moved by Councillor Mendicino, seconded by Councillor Vaillancourt
That the following by-laws be read a first and second time:

By-Law No. 2012-168 to designate a Site Plan Control area on certain lands on Dree Street (GAP Construction Co. Ltd. – 387 Dree Street).

By-Law No. 2012-183 to execute an Agreement with Miller Paving North Bay, a division of Miller Paving Limited relating to paving the Steve Omischl Sports Field Complex South Parking Lot.

By-Law No. 2012-184 to execute an Agreement with Monteith Brown Planning Consultants Ltd. relating to the Multi-Use Recreational Facility Feasibility Study.

“CARRIED”

Res. #2012-491: Moved by Councillor Mendicino, seconded by Councillor Vaillancourt
That the following by-laws be read a third time and passed:

By-Law No. 2012-168 to designate a Site Plan Control area on certain lands on Dree Street (GAP Construction Co. Ltd. – 387 Dree Street).

By-Law No. 2012-183 to execute an Agreement with Miller Paving North Bay, a division of Miller Paving Limited relating to paving the Steve Omischl Sports Field Complex South Parking Lot.

By-Law No. 2012-184 to execute an Agreement with Monteith Brown Planning Consultants Ltd. relating to the Multi-Use Recreational Facility Feasibility Study.

“CARRIED”

Res. #2012-492: Moved by Councillor Vrebosch, seconded by Councillor Koziol
That the following by-law be read a first and second time:

By-Law No. 2012-181 to amend Traffic & Parking By-Law No. 2002-001 (Schedule 18 – No Parking Areas At Any Time).

“CARRIED”

Res. #2012-493: Moved by Councillor Vrebosch, seconded by Councillor Koziol
That the following by-law be read a third time and passed:

By-Law No. 2012-181 to amend Traffic & Parking By-Law No. 2002-001 (Schedule 18 – No Parking Areas At Any Time).

“CARRIED”

Res. #2012-494: Moved by Councillor Mendicino, seconded by Councillor Vaillancourt
That Council adjourn in-camera pursuant to section 239(2) of the *Municipal Act, 2001*, as amended, at 7:14 p.m. for the following reason: Item No. 6, being a proposed disposition of land by the Municipality.

“CARRIED”

Res. #2012-495: Moved by Councillor Mendicino, seconded by Councillor Vaillancourt
That Council reconvene at 7:43 p.m.

“CARRIED”

Res. #2012-496: Moved by Councillor Vaillancourt, seconded by Councillor Marosis
That this Regular Meeting of Council do now adjourn at 7:44 p.m.


"CARRIED"

MAYOR ALLAN McDONALD

CITY CLERK CATHERINE CONRAD

#1

**City of North Bay
Report to Council**



Report No. EEW 2012-043

Date: August 13, 2012

**Originator: Alan Korell, P. Eng. M.C.I.P.
Managing Director of Engineering, Environmental Services & Works**

Subject: Speed limit in and around schools

RECOMMENDATION

That City Council endorses a reduction of the speed limit from 50 km/hr to 40km/hr around all schools within the city of North Bay. And that these areas be designated Community Safety Zones, which means fines will be doubled. And that the Traffic & Parking By-Law 2002-001 be amended accordingly.

BACKGROUND

The City has received a large number of requests to reduce speed limits in the City near schools. These requests have come from individuals, the schools themselves, police department and from the school bus company.

The Engineering Departments feels that rather than dealing with the requests individually, there is merit in reducing the speed to 40 km/hr around all schools. This will slow traffic around our schools and make it safer for the students.

OPTION ANALYSIS

Option 1

Proceed with the reduction of the speed limit to 40 km/hr near all schools

This option is recommended. The cost will be the cost of the signs. Installation will be done by the City's Traffic Personnel.

Option 2


Status Quo of leaving the speed limit at 50 km/hr.

This option is the status quo and is not recommended as it fails to address concerns that have been voiced by many individuals and groups in the community.

RECOMMENDED OPTION

That City Council endorses a reduction of the speed limit from 50 km/hr to 40km/hr around all schools within the city of North Bay. And that these areas be designated Community Safety Zones, which means fines will be doubled. And that the Traffic & Parking By-Law 2002-001 be amended accordingly.

Respectfully submitted



**Alan Korell, P. Eng., M.C.I.P.
Managing Director of Engineering,
Environmental Services & Works**

and



**Peter Chirico
Managing Director, Community Services**

I concur in this report and recommendation.



**Jerry Knox
Chief Administrative Officer**

**Personnel designated for continuance:
City Clerk and Manager of Roads**

w:~AlanK~EEW2012-043-RTC speed limit schools

C. Conrad, City Clerk

Subject: Rezoning application by Miller & Urso Surveying Inc. on behalf of Paul William Turcotte - 295 Carmichael Drive

File No. D14/2012/TURC/CARMICHA

Res. 2012 - _____

Moved by Councillor: _____

Seconded by Councillor: _____

That the rezoning application by Miller & Urso Surveying Inc. on behalf of Paul William Turcotte - 295 Carmichael Drive be received.

Carried Carried as amended Lost

Conflict _____ Endorsement of Chair _____

Record of Vote (*Upon Request of Councillor* _____)

Yeas _____ Nays _____

Signature of Clerk _____



The Corporation of the
City of North Bay
200 McIntyre St. East
P.O. Box 360
North Bay, Ontario
Canada P1B 8H8
Tel: (705) 474-0400

Planning Services: 5th Floor, City Hall
Direct Line: (705) 474-0626, Ext. 2409
Facsimile: (705) 474-5928
Watts: 1-800-465-1882
Email: steve.mcarthur@cityofnorthbay.ca
Website: www.cityofnorthbay.ca

August 14, 2012

Miller & Urso Surveying Inc.
1501 Seymour Street
North Bay, ON
P1A 0C5

Dear Mr. Miller,

Re: Proposed Zoning By-law Amendment by Miller & Urso Surveying Inc. on behalf of Paul William Turcotte – 295 Carmichael Drive in the City of North Bay.

Please accept this letter as our acknowledgement of receipt of the above-noted application to amend the City of North Bay's Zoning By-law No. 28-80 for the property legally described as Concession A, South Part of Lot 16, Remainder of Parcel 4418, PIN #49127-0466 in the former Township of Widdifield, known locally as 295 Carmichael Drive in the City of North Bay.

We have reviewed the application and have deemed it to satisfy the requirements of a "complete" application as of this date. In the event that further information is required as a result of a circulated agency request, it will be requested at that time.

Should you require any additional information, please feel free to contact the undersigned at 705-474-0626 ext. 2409.

Sincerely,

Steve McArthur, MCIP, RPP
Senior Planner, Current Operations

SM/dlb

Subject: Rezoning application and Subdivision Redline Amendment by Miller & Urso Surveying Inc. on behalf of 899430 Ontario Inc. & 2142727 Ontario Inc. - Concession B, Part of Lot 18, PIN's 49133-0636(LT), 49133-0552(LT) & 49133-0572(LT) – Highland Woods, Bain Drive & Golf Club Road

File No. D14/2012/21427/AIRPORTR
D12/2008/21427/AIRPORTR

Res. 2012 - _____

Moved by Councillor: _____

Seconded by Councillor: _____

That the Rezoning application and Subdivision Redline Amendment by Miller & Urso Surveying Inc., on behalf of 899430 Ontario Inc. & 2142727 Ontario Inc. – Highland Woods, Bain Drive & Golf Club Road be received.

Carried Carried as amended Lost

Conflict _____ Endorsement of Chair _____

Record of Vote (*Upon Request of Councillor* _____)

Yeas _____	_____	Nays _____	_____
_____	_____	_____	_____
_____	_____	_____	_____
_____	_____	_____	_____
_____	_____	_____	_____

Signature of Clerk _____



The Corporation of the
City of North Bay

200 McIntyre St. East
P.O. Box 360
North Bay, Ontario
Canada P1B 8H8
Tel: (705) 474-0400

Planning Services 5th Floor, City Hall
Direct: (705) 474-0626, Ext. 2409
Fax: (705) 474-5928
Watts: 1-800-465-1882
Email: steve.mcarthur@cityofnorthbay.ca
Web: www.cityofnorthbay.ca

August 15, 2012

Miller & Urso Surveying Inc.
Attn: Rick Miller
1501 Seymour Street
North Bay, ON P1B 8G4

Dear Mr. Miller,

Re: Proposed Zoning By-law Amendment and Subdivision Redline Amendment by Miller & Urso Surveying Inc. o/b 899430 Ontario Inc. & 2142727 Ontario Inc. for Concession B, Part of Lot 18 in the Former Township of Widdifield, PIN's 49133-0636(LT), 49133-0552(LT) & 49133-0572(LT) – Highland Woods, Bain Drive & Golf Club Road.

Please accept this letter as our acknowledgement of receipt of the above-noted application to amend Zoning By-law No. 28-80 and to Redline Amend the Draft Approved Highland Woods Plan of Subdivision.

We have reviewed the application and have deemed it to satisfy the requirements of a "complete" application as of this date. In the event that further information is required as a result of a circulated agency request, it will be requested at that time.

We will commence processing of the application immediately. Should you require any additional information, please feel free to contact me at (705) 474-0400 (x. 2442).

Sincerely,

Steve McArthur, MCIP, RPP
Senior Planner, Current Operations

W:\PLAN\RMS\D142012\HIGHL\AIRPORTR\0001-CmplAppLtr-#831.doc

Copy: C. Conrad, City Clerk

Subject: Resignation of Brian Trivett dated August 19, 2012 from the Municipal Accessibility Advisory Committee

File No. C01/2012/APPTS/GENERAL

Res. 2012 - _____

Moved by Councillor: _____

Seconded by Councillor: _____

That the resignation of Brian Trivett from the Municipal Accessibility Advisory Committee be received and Mr. Trivett be thanked for his involvement on the Committee.

Carried Carried as amended Lost

Conflict _____ Endorsement of Chair _____

Record of Vote (*Upon Request of Councillor* _____)

Yeas _____	Nays _____
_____	_____
_____	_____
_____	_____
_____	_____

Signature of Clerk _____

CITY OF NORTH BAY**REPORT TO COUNCIL****REPORT NO:** EESW-2012-038**DATE:** Aug 14, 2012**ORIGINATOR:** Angela Cox
Manager, Finance & Administration**SUBJECT:** 2012 Capital Budget Project – 6092SS Water and Sewer Reconstruction Program (On-going)**RECOMMENDATION:**

That the City Clerk prepares a by-law for approval to fund the Water and Sewer Reconstruction Program identified as project #6092SS, in the approved Water Services capital budget, at a debenture cost of \$53,000.

BACKGROUND:

The approved 2012-2021 ten year capital budget included an amount of \$53,000 for the Water and Sewer reconstruction program. The funding is to be used for replacing sections of sanitary sewers, which have a history of problems, usually because of under sizing or old age. The operating budget provides funds for maintenance and repair but does not include funds for larger scale replacements.

A Schedule to the proposed By-law is submitted for consideration of City Council.

Construction Contracts	\$50,350
Financing	<u>\$2,650</u>
Net Debentured Cost	\$53,000

OPTIONS/ANALYSIS**ANALYSIS/OPTIONS:**Option 1 - Proceed with the Authorizing By-Law

The approved ten year capital budget for 2012 includes an amount of \$53,000 for an annual program of sanitary sewer replacements. There is a considerable ongoing need for replacement projects of a relatively minor nature.


Option 2 - Cancel outright or reduce

The Council has the option of canceling this project, or reducing the expenditure limit. This would have the effect of deferring important projects that, though minor in scope, are very important.


RECOMMENDED OPTION

That the City Clerk prepares a by-law for approval to fund the Water and Sewer Reconstruction Program identified as project #6092SS, in the approved Water Services capital budget, at a debenture cost of \$53,000.


Respectfully Submitted,



Angela Cox
Manager, Finance & Administration
Engineering, Environmental Services & Works




Domenic Schiavone
Director, Public Works

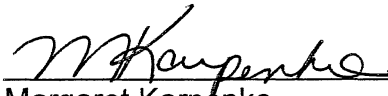


Alan Korell
Managing Director
Engineering, Environmental Services & Works


We concur in this report and recommendation.



Laura Boissonneault
Supervisor of Budgets and Financial Reporting



Margaret Karpenko
Chief Financial Officer/Treasurer



Jerry Knox
Chief Administrative Officer

Person designated for continuance: Shawn Remillard

Attachments: Capital Project Status Sheet

Copy for: Cathy Conrad

Project Summary

Project Number:	6092SS	Active:	Yes
Title:	WATER & SEWER RECONSTRUCTION ON-GO		
Asset Type:	INFRASTRUCTURE - Sanitary		
Division:	Sewer		
Budget Year:	2012		
Scenario Name:	Main		
Budget Status:	Staff Input		
Regions:			
Project Type:	SANITARY SEWER		

Project Description				Project Comments			
This project provides for an on-going program to address identified deficiencies in the Water and Sanitary Sewer Department.				See 6043SS for 2011 budget.			
Scenario Description				Scenario Comments			
Project Forecast				Project Detailed 2012			
Budget Year	Total Expense	Total Revenue	Difference	GL Account	Description	Total Amount	
2012	53,000	53,000	0	Expense			
2013	54,500	54,500	0	3425	CONSTRUCTION CONTRACT		53,000
2014	56,000	56,000	0			Total Expense:	53,000
2015	57,500	57,500	0	Revenue			
2016	59,000	59,000	0	0400	SS - PAY AS YOU GO		53,000
2017	61,000	61,000	0			Total Revenue:	53,000
2018	63,000	63,000	0				
2019	65,000	65,000	0				
2020	67,000	67,000	0				
2021	69,000	69,000	0				
	605,000	605,000	0				
Related Projects				Operating Budget Impact			
Year Identified	Start Date	Project Partner	Manager		Est. Completion Date		
2012							

CITY OF NORTH BAY**REPORT TO COUNCIL**

Report No: CORP 2012-111

August 22, 2012

Originator: Paul Valenti

Subject: Tender 2012-60 Single Axle Truck c/w Dump Body and Snow Plow

RECOMMENDATION:

That North Bay City Council approves the award of a contract to Currie Truck Centre in the amount of \$167,121.00 (plus HST) for the purchase of one (1) new Single Axle Truck complete with Dump Body, Snow Plow and Hydraulic System.

BACKGROUND:

As part of the Public Works Vehicle Replacement Program, the City requested tenders for one (1) new Diesel Tandem Truck Chassis complete with Dump Body, Snow Plow and Hydraulic System.

The tender was advertised publicly in accordance with the City Purchasing Policy. Nine (9) tender packages were distributed. The tender closed on August 1, 2012. Two (2) tenders were received and evaluated by the Purchasing Manager and Fleet Supervisor. The results are as follows:

Firm	Tender Price (excluding HST)
Currie Truck Centre	\$167,121.00
Freightliner North Bay	\$187,707.80

The tender provided by Currie Truck Centre in the amount of \$167,121.00 (plus HST) is considered fair and reasonable.

ANALYSIS / OPTIONS:

1. Award the contract to the lowest responsive bidder meeting the specifications and requirements of the tender.
2. Do not award the contract. This option is not recommended as the vehicles to be purchased are part of the vehicle replacement program. Older vehicles will continue to be used resulting in increased maintenance costs along with the requirement to replace vehicles in future years.

RECOMMENDED OPTION / FINANCIAL IMPACTS:

Option #1 is recommended as follows:

That North Bay City Council approves the award of a contract to Currie Truck Centre in the amount of \$167,121.00 (plus HST) for the purchase of one (1) new Single Axle Truck complete with Dump Body, Snow Plow and Hydraulic System.


Sufficient funding for the vehicle purchase is available in the 2012 Engineering, Environmental Services and Works Capital Budget, Project 6050FL Vehicle and Equipment Replacement Program; authorized by By-law No. 2012-45 dated February 21, 2012.

Respectfully submitted,




Paul Valenti
Manager of Purchasing


We concur in this report and recommendation.




Laura Boissonneault, CGA
Supervisor of Budgets & Financial
Reporting



Margaret Karpenko, CMA
Chief Financial Officer/Treasurer



Alan Korell
Managing Director,
Engineering, Environmental Services and
Works

A handwritten signature in black ink, appearing to read "Jerry Knox", is written over a horizontal line.

Jerry Knox
Chief Administrative Officer

Personnel designated for continuance: Fleet Supervisor

Attachments: Tenders

CITY OF NORTH BAY**REPORT TO COUNCIL**

Report No: CORP 2012-110

August 22, 2012

Originator: Paul Valenti

Subject: Tender 2012-59 Diesel Tandem Truck c/w Dump Body and Snow Plow

RECOMMENDATION:

That North Bay City Council approves the award of a contract to Currie Truck Centre in the amount of \$197,355.00 (plus HST) for the purchase of one (1) new Diesel Tandem Truck complete with Dump Body, Snow Plow and Hydraulic System.

BACKGROUND:

As part of the Public Works Vehicle Replacement Program, the City requested tenders for one (1) new Diesel Tandem Truck Chassis complete with Dump Body, Snow Plow and Hydraulic System.

The tender was advertised publicly in accordance with the City Purchasing Policy. Nine (9) tender packages were distributed. The tender closed on August 1, 2012. Two (2) tenders were received and evaluated by the Purchasing Manager and Fleet Supervisor. The results are as follows:

Firm	Tender Price (excluding HST)
Currie Truck Centre	\$197,355.00
Freightliner North Bay	\$212,594.35

The tender provided by Currie Truck Centre in the amount of \$197,355.00 (plus HST) is considered fair and reasonable.

ANALYSIS / OPTIONS:

1. Award the contract to the lowest responsive bidder meeting the specifications and requirements of the tender.
2. Do not award the contract. This option is not recommended as the vehicles to be purchased are part of the vehicle replacement program. Older vehicles will continue to be used resulting in increased maintenance costs along with the requirement to replace vehicles in future years.

RECOMMENDED OPTION / FINANCIAL IMPACTS:

Option #1 is recommended as follows:

That North Bay City Council approves the award of a contract to Currie Truck Centre in the amount of \$197,355.00 (plus HST) for the purchase of one (1) new Diesel Tandem Truck complete with Dump Body, Snow Plow and Hydraulic System.


Sufficient funding for the vehicle purchase is available in the 2012 Engineering, Environmental Services and Works Capital Budget, Project 6050FL Vehicle and Equipment Replacement Program; authorized by By-law No. 2012-45 dated February 21, 2012.

Respectfully submitted,

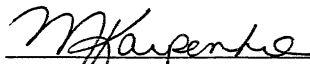


Paul Valenti
Manager of Purchasing


We concur in this report and recommendation.



Laura Boissonneault, CGA
Supervisor of Budgets & Financial
Reporting



Margaret Karpenko, CMA
Chief Financial Officer/Treasurer



Alan Korell
Managing Director,
Engineering, Environmental Services and Works



Jerry Knox
Chief Administrative Officer

Personnel designated for continuance: Fleet Supervisor

Attachments: Tenders

AUG 22 2012

CLERK'S DEPT.

CITY OF NORTH BAY

REPORT TO COUNCIL

Report No: CORP 2012-108

August 21, 2012

Originator: Paul Valenti

Subject: Tender No. 2012-57 Backup Electrical Generator for Firestation No. 3

RECOMMENDATION:

That North Bay City Council approves the award of a contract to Fairbarn Electric Inc. in the amount of \$55,380.80 (plus HST) for replacement of the Backup Electrical Generator for Firestation No. 3.

BACKGROUND:

Firestation No. 3 currently has a 7 kilowatt generator that is incapable of providing the necessary generating capacity for the hall. In addition, the current generator has significant mechanical issues making it unable to automatically power the facility. A study of the building energy use indicated that a fully powered station would require a generator capacity of greater than 20 kilowatt more than 90% of the time. The nature of the emergency response requires that North Bay Fire and Emergency Services is prepared to respond in all conditions and must ensure the building facility is prepared to support this response.

A tender was publicly advertised in accordance with the City's Purchasing Policy. Eleven (11) tender packages were distributed. The tender closed August 8, 2012. Three (3) tenders were received and evaluated by the Manager of Purchasing, Deputy Fire Chief, and the engineering consulting firm of J. L. Richards. The results are as follows:

Firm	Tender Price (excluding HST)
Fairbarn Electric Inc.	\$55,380.80
Bernard Rochefort Ltd.	\$69,000.00
Kenalex Construction Company Limited	\$75,900.00

The tender provided by Fairbarn Electric Inc. in the amount \$55,380.80 (plus HST) is considered fair and reasonable.

ANALYSIS / OPTIONS:

1. That North Bay City Council approves the award of a contract to Fairbairn Electric Inc. in the amount of \$55,380.80 (plus HST) for replacement of the Backup Electrical Generator for Firestation No. 3.
2. Do not award a contract. This option is not recommended. A facility without appropriately generated energy would be vulnerable to significant damage during power outages and could not meet its requirement as a post disaster facility.

RECOMMENDED OPTION / FINANCIAL IMPACTS:

Option 1 is recommended as follows:

That North Bay City Council approves the award of a contract to Fairbairn Electric Inc. in the amount of \$55,380.80 (plus HST) for replacement of the Backup Electrical Generator for Firestation No. 3.


Sufficient funding for the project is available in the 2011 North Bay Fire and Emergency Services Capital Budget, Project No. 3111FD, Replacement of Emergency Generator; authorized with By-law No. 2011-203 dated September 6, 2011.

Respectfully submitted,




Paul Valenti,
Manager of Purchasing


We concur in this report and recommendation.




Laura Boissonneault, CGA
Supervisor of Budgets & Financial
Reporting



Margaret Karpenko, CMA
Chief Financial Officer/Treasurer



Grant Love
Fire Chief, North Bay Fire and Emergency Services



Jerry Knox,
Chief Administrative Officer

Personnel designated for continuance: Deputy Fire Chief, North Bay Fire and Emergency Services

Attachments: Tenders

CITY OF NORTH BAY

REPORT TO COUNCIL

Report No: CORP 2012-107

August 21, 2012

Originator: Paul Valenti

Subject: Tender No. 2012-62 Wastewater Treatment Plant Primary Clarifier Repairs

RECOMMENDATION:

That North Bay City Council approves the award of a contract to Trudel Construction in the amount of \$67,720.00 (plus HST) for structural repairs to the primary clarifier channels at the Wastewater Treatment Plant.

BACKGROUND:

The abandoned channels between the old and new primary clarifiers at the Wastewater Treatment Plant are filling with water due to compromised concrete which has resulted in leaking into the tunnels. These leaks are causing corrosion of electrical conduit and steel structural beams. This project will repair the concrete, stop the leakage and replace the structural beams.

A tender was publicly advertised in accordance with the City's Purchasing Policy. Nine (9) tender packages were distributed. The tender closed August 8, 2012. Three (3) tenders were received and evaluated by the Manager of Purchasing, Water and Wastewater Facilities Engineer, and the engineering consulting firm of J. L. Richards. The results are as follows:

Firm	Tender Price (excluding HST)
Trudel Construction	\$ 67,720.00
Kenalex Construction Company Limited	\$ 98,862.00
D.J. Venasse Construction Limited	\$129,686.50

The tender provided by Trudel Construction in the amount \$67,720.00 (plus HST) is considered fair and reasonable.

ANALYSIS / OPTIONS:

1. That North Bay City Council approves the award of a contract to Trudel Construction in the amount of \$67,720.00 (plus HST) for structural repairs to the primary clarifier channels at the Wastewater Treatment Plant.

-
2. Do not award a contract. This option is not recommended. The compromised concrete will worsen and could lead to damaged equipment and failure of structural support beams.
-


RECOMMENDED OPTION / FINANCIAL IMPACTS:

Option 1 is recommended as follows:

That North Bay City Council approves the award of a contract to Trudel Construction in the amount of \$67,720.00 (plus HST) for structural repairs to the primary clarifier channels at the Wastewater Treatment Plant.

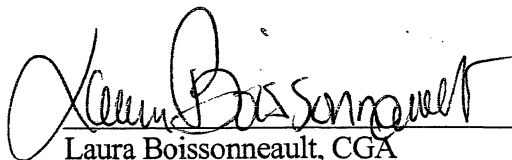
Sufficient funding is available in the 2012 Water and Sewer Capital Budget, Project No. 6090SS, Sewage Plant and Pump; authorized with By-law No. 2012-43 dated February 21, 2012.

Respectfully submitted,



Paul Valenti,
Manager of Purchasing


We concur in this report and recommendation.




Laura Boissonneault, CGA
Supervisor of Budgets & Financial
Reporting



Margaret Karpenko, CMA
Chief Financial Officer/Treasurer



Alan Korell
Managing Director,
Engineering, Environmental Services and Works



Jerry Knox,
Chief Administrative Officer

· Personnel designated for continuance: Water and Wastewater Facilities Engineer

Attachments: Tenders

Report to Council

Report No: CORP 2012-114

Date: August 22, 2012

Originator: Margaret Karpenko

Subject: Long Term Capital Funding Policy Review

RECOMMENDATIONS:

That City Council refers the Long Term Capital Funding Policy Review to General Government Committee.

BACKGROUND:

The Long Term Capital Funding Policies were last updated January 2010. The updates to the policies between 2008 and 2010, amended the documents to include several recommendations for changes designed to begin to address the Infrastructure Investment Gap identified in the Stantec State of the Infrastructure Report. Stantec is currently conducting a review of our infrastructure to provide an update on the state of infrastructure. The development of the Long Term Capital Funding Policy provides for a capital investment of 547 million over the 17 year period of 2013 to 2029.

During the 2012 budget process, Administration reviewed the policy and recommended several amendments to provide increased definition of terms as well as some amendments that deal with cash flow and project management.

During 2012 budget deliberations, several questions were also raised about the Long Term Capital Funding Policy. The purpose of this report is to review the elements of the Long Term Capital Funding Policy and to provide for further amendments to the policy.

The total Capital Funding Policy Expenditure Limit is defined as the sum of Pay as You Go, Debenture, Federal Gas Tax, and Development Charges. Each of these components is then individually calculated. For the purposes of developing the City's 10 year capital plan, several estimates are also used. Over time the assumptions used in the estimates need to be reviewed.

Plan assumptions are as follows:

Original Plan

Levy growth of 4%

CPI factor – 3%

1% of Levy

Development Charges increase by \$100,000 per year until 2014 then increase by 3%

Debt Max at 13 million, \$500,000 per year

Most recent debenture rate used for long term forecast

Actual Results

Levy growth 3.5%

CPI – 1.9%

1% Levy

Development Charges have not been fully allocated annually

Debt Max at 13 million, \$500,000 per year

Debenture issues in future years projected at 2% until 2020 then up to 5.5%

Pay as You Go

The Pay as You Go component is the link to the operating budget. Examination of the current policy over the next 17 years has an operating levy component that is projected to add approximately 1.44% annually. The annual amount of Pay as You Go is adjusted and increased by 1% of the operating levy and the Consumer Price Index. Prior to any amounts being transferred to fund capital, principal and interest payments are paid.

In order to provide some perspective a scenario analysis has been provided as Appendix A. Specifically Scenario 2 in the Appendix demonstrates that if you remove the CPI adjustment for one year (2013) the cumulative capital investment over 17 years will be reduced by 8.3 million. There is an offsetting benefit with respect to the operating budget in 2013 because the impact to the operating levy is reduced from 1.44% to 1%. Therefore, the conflicting needs between the capital budget and operating budget need to be evaluated. As mentioned earlier in the report, North Bay like any other City has a significant infrastructure gap that needs to be dealt with in order to minimize impacts on the operating budget. The Council of the day has supported the capital funding policy that slowly but consistently increases in order to tackle the infrastructure gap. It is the recommendation of the Chief Financial Officer to not deviate from the Pay as You Go formula and continue to apply the 1% Levy adjustment as well as the CPI adjustment because it is a plan that provides a slow and steady growth to the capital budget while also slowly increasing the impact to the operating budget over time. This approach is planned and reduces sudden spikes and valleys within the operating budget.

Debt

Debt is currently scheduled to reach its maximum amount of 13 million in 2020. In 17 years the City's debt levels are projected to reach 71.5 million notwithstanding water and sewer debt and the hospital commitment. It is the opinion of the Chief Financial Officer that this amount of debt is aggressive and will lead to little budget flexibility in the future. As an alternative approach to ensuring the corporation's goal of reducing the infrastructure gap, while allowing for future flexibility, it is the Chief Financial Officer's recommendation to hold annual debt issuances at 9 million annually. This is the amount of debt issued in 2012. Over a period of 17 years the City would be 1.9 million below the original plan; however, principal and interest payments would also significantly lower and total debt outstanding would be approximately 50.3 million (notwithstanding water and sewer and the hospital commitment). As you can see in Appendix A, holding debt at 9 million annually, results in more funds being transferred to the capital budget in 16 years (2029). This effect can be described as investing in ourselves. Also note in Appendix A, this approach reduces the debt servicing cost as a percentage of the levy from 12.75% to 8.84%. The City's policy limits this performance measure to less than 15%; therefore, in special circumstances such as an introduction of another stimulus program or other funding opportunities to leverage money, Council would be in a good position to issue special one time debt.

Development Charges

Development Charges have been applied to the entire funding envelope. This has been misleading as development charge funds can only be applied to specific projects that meet specified criteria and are a result of growth. Therefore, the Chief Financial Officer recommends that these dollars be allocated to projects on the same basis as grants and that development charges are to be applied on a project by project basis rather than on a global amount.

Federal Gas Tax

The Federal Gas Tax has been held constant for the purposes of this review. At this point there is no concern that would suggest this funding would be changed.

State of the Infrastructure

A State of the Infrastructure Report filed with City Council on February 3, 2010 (EESW 2010-007), outlined the required level of funding to replace, rehabilitate and maintain the existing infrastructure networks at a sustainable level for a timeframe of more than one typical lifecycle. Sustainability means having sufficient funding available to ensure that assets can be managed over the long term. The report documented that the City of North Bay currently has an estimated 'annual' funding shortfall of \$ 21.1 Million (based on 2008 figures) for the City's water, sewer, and roadway '*linear*' infrastructure. Note this figure does not include any capital investment gap for buildings, facilities, parks, parking lots, trails, vehicles, and equipment.

Council resolved that the report be accepted and to work towards incrementally increasing capital budgets over time through further development of an Asset Management Program and Long Term Capital Financing Plan. Council recognized by not making a commitment there would be a requirement to dramatically increase future operating budgets in order to react to more frequent emergency repairs and/or increased regular maintenance on fully depreciated infrastructure.

It is the opinion of the Chief Financial Officer that the essence of previous council resolutions is being maintained with the modifications contained in this report.

OPTIONS:

1. That City Council receive and file the report on Long-Term Capital Funding Policy.
2. That City Council consider that the attached draft policy be approved and used for the development of the 2013 Capital Budget with the following noted amendments:
 - a. That debt is held constant at 9 million dollars.

3. That City Council consider that the attached draft policy be approved and used for the development of the 2013 Capital Budget with the following noted amendments **and** that the CPI adjustment not be applied for one year being the 2013 capital budget year:


a. That debt is held constant at 9 million dollars.

RECOMMENDED OPTIONS:

That City Council consider that the attached draft policy, Appendix B, be approved and used for the development of the 2013 Capital Budget with the following noted amendments:


b. That debt is held constant at 9 million dollars.

Respectfully submitted,



Margaret Karpenko, CMA
Chief Financial Officer/Treasurer

I concur in this report and recommendation.



Jerry Knox
Chief Administrative Officer

Personnel designated for continuance: Chief Financial Officer

Attached: Appendix "A"
Appendix "B"

APPENDIX A

				Scenario 1		Scenario 2		
				Debt Held At 9 million		No CPI Debt held at 9 million		
				Forecast	Forecast	Forecast	Forecast	
				2013	2029	2013	2029	
		Actual	Current Plan					
		2012	Forecast					
		2013	Forecast					
		2029						
PAYGO	PAYGO - Operating budget Prior Year before P & I	15,793,000	16,979,000	40,589,196	16,979,000	40,589,196	16,979,000	40,161,358
	1% levy	712,924	737,886	1,279,484	737,886	1,279,484	737,886	1,279,484
	Inflation Factor (CPI)	473,790	322,601	771,195	322,601	771,195	-	763,066
	Adjustment							
	Subtotal	16,979,714	18,039,487	42,639,874	18,039,487	42,639,874	17,716,886	42,203,908
	Principal Payments	5,863,350	6,326,300	12,950,000	6,326,300	9,000,000	6,326,300	9,000,000
	Interest Payments	1,403,650	1,435,007	3,936,000	1,435,007	2,700,000	1,435,007	2,700,000
	Sub total P&I	7,267,000	7,761,307	16,886,000	7,761,307	11,700,000	7,761,307	11,700,000
	PAYGO Capital Levy Current Year	9,712,714	10,278,180	25,753,874	10,278,180	30,939,874	9,955,579	30,503,908
	Annual Increase within Operating Levy	1,151,813	1,059,773	2,050,678	1,059,773	2,050,678	737,172	2,042,549
	Increase as a Percentage of Levy	1.62%	1.44%	1.60%	1.44%	1.60%	1.00%	1.60%
Debt	Debt							
	Debt at Beginning of the Year	36,701,150	39,837,800	71,477,650	39,837,800	50,377,650	39,837,800	50,377,650
	Debt Issue Current Year	9,000,000	9,500,000	13,000,000	9,000,000	9,000,000	9,000,000	9,000,000
	Principle Payments	(5,863,350)	(6,326,300)	(12,950,000)	(6,326,300)	(9,000,000)	(6,326,300)	(9,000,000)
	Hospital Commitment?							
	Forecasted Debt Year End	39,837,800	43,011,500	71,527,650	42,511,500	50,377,650	42,511,500	50,377,650
Capital Plan	Capital Plan							
	Capital Funding Plan - General	9,712,000	10,278,180	25,753,874	10,278,180	30,939,874	9,955,579	30,503,908
	PAYGO	9,000,000	9,500,000	13,000,000	9,000,000	9,000,000	9,000,000	9,000,000
	Debt	600,000	700,000	1,246,374	700,000	1,246,374	700,000	1,246,374
	Development Charges	3,310,814	3,310,814	3,310,814	3,310,814	3,310,814	3,310,814	3,310,814
	Federal Gas Tax	3,310,814	3,310,814	3,310,814	3,310,814	3,310,814	3,310,814	3,310,814
	Total Annual Capital Plan	22,622,814	23,788,994	43,311,062	23,288,994	44,497,062	22,966,393	44,061,096
	Monitoring and Reporting Statistics							
	Debt Service Costs As a % of Tax Levy - Policy as adopted in 2010			12.75%	10.16%	8.84%	10.16%	8.84%
	Annual Change from Pre 2013 Capital Plan				(500,000)	1,186,000	(822,601)	750,034
	Cumulative Capital investment Change from Cumulative Plan			547,328,413		545,397,638		538,995,092
						(1,930,775)		(8,333,322)

The Corporation of the City of North Bay

FINANCIAL SERVICES POLICY	SECTION: FINANCIAL PLANNING
	APPROVED: APRIL 2010 REVISION DATE: JUNE 2012
	SUBJECT: LONG TERM CAPITAL FUNDING POLICY
	POLICY 2010-01

PURPOSE

The purpose of the City of North Bay Long Term Capital Funding Policy is to plan capital funding for levy supported capital over a rolling-twenty-year period.

GOALS AND OBJECTIVES

The goals and objectives of the Long Term Capital Funding Policy include,

1. To provide maximum annual funding for capital projects excluding water and sanitary sewer projects;
2. To provide maximum funding for special major capital projects excluding water and sanitary sewer projects;
3. To control but not eliminate the level of long term capital debt and commitments each year;
4. To provide for the effects of inflation through annual adjustments;
5. To gradually increase the level of funding for capital projects to a sustainable level;
6. To ensure that the Policy continues to reflect the City's needs and its citizens' capabilities.

ROLES AND RESPONSIBILITIES

Chief Financial Officer / City Treasurer (CFO) is responsible for:

1. Monitoring the debt servicing costs (principal and interest payments), as a percentage of total tax levy to ensure the ratio does not exceed 15%.

2. Ensuring that the funding mix be such that "pay as you go" capital revenue be equal to or greater than "long term debt" capital revenue.
3. Signing all Capital related reports to Council to ensure that the approvals will not cause the expenditure targets to be exceeded.

City Council is responsible for:

1. Reviewing the Long Term Capital Funding Policy in detail a minimum of every 4 years, at the beginning of each term of Council.
2. Reviewing the funding policy each year;
 - i. To ensure that the sustainable target levels are reasonable and;
 - ii. That alternative revenue sources are maximized

IMPLEMENTATION

The implementation of the Long Term Capital Funding Policy includes:

1. Any unused debt in any given year may be carried forward up to a maximum of two years while still adhering to the annual Net Capital Budget total.
 - 1.1. For example, the 2012 budget allows for debt to be issued in the amount of 9 million dollars. If only 7 million is required to fund projects that have incurred substantial costs then 2 million will be carried forward up to 2014.
2. A capital project that is approved in any given year's budget must have by-law approval and begin incurring substantial costs within a two year period; otherwise, the project must be re-submitted for budget approval in a future year. The initial approval is then considered cancelled and will not be allocated to other projects.
 - 2.1. For example, if project X is approved in the 2012 capital budget and no costs have been incurred by 2014 the project will be required to compete for capital dollars in 2015.
3. Addition of a capital project called Capital Financing within the current capital plan that equates to 2% of the funding envelope.
 - 3.1. This project is intended to facilitate funding timing differences. After considerable review of the allocation of available funding for a particular year it was determined that funding allocations are being allocated to prior year projects. In an effort to move towards any given years funding envelope to fund that years capital initiatives the new project would be established. Currently the amount of unfunded capital is approximately 5.4 million dollars. The goal is to manage this difference within a 2 million dollar range.

4. That the monitoring of debt servicing costs (principal and interest payments), as a percentage of total tax levy not exceed 15% be calculated as a total of levy, water and sewer rates and that levy, water and sewer debt servicing costs when measured independently not exceed the rate established by the Ministry of Municipal Affairs.
 - 4.1. The prior policy is not clear with respect to the application of the 15% target. We have seen through analysis of the long range funding plan that when evaluating the debt servicing costs on the individual segments in some cases the debt servicing costs do exceed the 15% target. This clarification is to ensure that the individual units do not exceed the Ministry's overall target and that on a global basis the internal policy of 15% is monitored.
5. Providing annual funding for debt service costs from the Operating Budget be increased by an inflationary allowance plus 1% of the tax levy each year. Definitions of inflationary allowances, 1% of levy and 2% of water bill revenues.
 - 5.1. Inflationary Allowances shall be the twelve month percentage change in the total Consumer Price Index (CPI) (Table 1- Core Items CPI) as determined from the most current Statistics Canada report. This percentage is to be applied to the previous year's long term capital funding allowance in the operating budget.
 - 5.2. 1% of the tax levy shall be 1% on the previous year's budgeted tax levy.
6. Transactions flowing through the Capital reserves would be any capital project surplus or deficits. The intent of these reserves balances would be to offset future unanticipated or abnormal capital expenditures.
7. Providing debenture and other long-term debt financing in the amount of \$9,000,000 in 2012 and hold.
8. That Capital Expenditure Limits be set based on the capital revenue sources generated by the policy. The sources of revenue include but may not be limited to the following:
 - i. Debentures
 - ii. Capital Levy
 - iii. Development Charges
 - iv. Federal and Provincial Government Grants & Programs
 - v. Reserves and other
9. Development Charges, reserves and other grants will be budgeted for on a project specific basis as specific criteria are required to be met.

#11

AUG 22 2012

CLERK'S DEPT.

**CITY OF NORTH BAY
REPORT TO COUNCIL**

Report No: CORP # 2012-104

Date: August 22, 2012

Originator: Laura Boissonneault

Subject: Year-end Financial Projection, as at June 30, 2012

RECOMMENDATION:

That the City of North Bay's Year-end Financial Projection for the period ending June 30th, 2012 be received and filed.

BACKGROUND:

The City of North Bay's 2012 Year-end Financial Projection, as at June 30, 2012, is attached. It highlights year-end financial projections for each of the **Business Units** and the **Local Agencies, Boards and Commissions**.

As of June 30th, each cost center and business unit has been reviewed in detail by the Financial Services Department, Business Unit Managers and Managing Directors, in order to provide the most comprehensive year-end projections possible. To provide a snapshot of operations, year-to-date actuals are provided as at June 30th, 2012. The variance between the **approved budget** and the **projected year-end** values conservatively indicates that the City would show a potential deficit of (\$95,062). It is common practice for management to review their cost centers' activities on an on-going basis and to make any necessary adjustments or reallocations of resources to ensure departments realize all possible savings and efficiencies. The minimum goal is to finish the year on budget or as close to it as possible.

Given the conservative nature of estimates used, along with the on-going effort of management to find further cost savings in the second half of the year, **the City is expected to end the year on Budget.**

The variance between the approved budget and the projected year-end values are resulting from:

Community Services currently showing a year-end **surplus of \$63,092.**

Higher utilities, wages (due to retirements), benefits, transit fuel and sick leave costs are offset by higher parking, parks, fields, and planning revenues.

Corporate Services currently showing a year-end **deficit of (\$24,493).** Higher wages (due to retirements) and arbitration costs along with lower permit, license, and other revenues are partially offset by some minor costs savings.

Engineering, Environmental Services and Works currently showing a year-end **deficit of (\$35,983).** Higher fuel and street light power costs along with lower tipping fee revenues are partially offset with higher fleet usage and blue box sales revenue.

Fire Department currently showing a year-end **surplus of \$70,030**. Higher vehicle and overtime costs are offset by a lower complement for part of the year and unforeseen one-time revenues.

General Government Activities currently showing a year-end **deficit of (\$167,708)** resulting partially from; lower interest rates on cash and short-term investments, a reduction in the 2012 provincial educational tax rates (thereby reducing the portion of educational taxes retained by the City), slightly lower payments in lieu revenues, higher internal interest paid to reserves, overlapping of wages due to retirements, and slightly higher rebates provided to charities.

Local Agencies, Boards and Commissions expected to end the year on budget.

Administration has reviewed and revised the variance reporting process to take advantage of our new budgeting tool – Team Budget. It is anticipated that now that the process has been re-engineered and training is complete, future variance reports will be delivered more timely.

OPTIONS / ANALYSIS:

Option # 1 – Report received and filed

Accept the report as presented. The 2012 year-end financial projection will again be reviewed in detail and an updated report will be submitted to Council near the end of September 2012. Given the realistic nature of estimates used, along with the on-going effort of management to find further cost savings in the second half of the year, the City is expected to end the year **on Budget**. This is the recommended option at this time.

Option # 2 – Discretionary Spending Controls

Accept the report as presented and implement discretionary spending controls. The 2012 year-end financial projection will again be reviewed in detail and an updated report will be submitted to Council near the end of September 2012. Given the realistic nature of estimates used, along with the on-going effort of management to find further cost savings in the second half of the year, the City is expected to end the year **on Budget**. It is deemed that there is no immediate requirement for the CAO to issue any directives to curtail discretionary spending at this time.

Option # 3 – Use of Reserve Funds to Offset Any Projected Deficit

Accept the report as presented and authorize the use of Reserve Funds to offset any realized 2012 deficit. In 2005, City Council authorized the establishment of '**Operating Expenditure Stabilization**' (#99552R) and '**Operating Revenue Stabilization**' (#99551R) Reserve Funds for future operating deficits. The need for these Reserve Funds was identified in the 2004/2005 Reserve Fund Annual Report, dated October 11, 2005. Through these two Reserve Funds, the City has at its disposal on the date of this report, \$1,705,730 to offset any annual expenditure overages or revenue deficits, if authorized by City Council. At this time there is no immediate requirement for Council to authorize the use of Reserve Funds in 2012.

RECOMMENDED OPTION / FINANCIAL IMPACTS:

Given the current projection that the City's overall operations will end the year 2012 on budget, **Option #1** is being recommended at this time.

The 2012 approved operating budget represented management's educated projections using trend analysis and business expertise. Despite best efforts, projected targets may not be met due to factors beyond the City's control. On-going budgetary challenges include:


- Fuel costs
- Utility costs
- Unexpected wage pressures (sick, compassionate leave, retirement costs, etc...)
- Revenue volumes (tipping fees, POA fines, Licensing, permits, etc...)

The Financial Services Department will continue to monitor the accounts and work closely with the Business Unit Managers and Managing Directors to ensure spending remains under control.

Management will continue to review their cost centers' activities on an on-going basis and to make any necessary adjustments or reallocations of resources to ensure departments realize all possible savings and efficiencies.

An updated review of the 2012 Approved Operating Budget will be made as of September 30, 2012 and an updated year-end financial projection report will be available towards the end of October.

Respectfully submitted,




Laura Boissonneault, CGA
Supervisor of Budgets & Financial Reporting




Ron Mimee
Accounting and Budget Manager

We concur in this report and recommendation.



Margaret Karpenko, CMA
Chief Financial Officer/Treasurer



Jerry Knox
Chief Administrative Officer

Personnel designated for continuance: Accounting and Budget Manager

Attachments: 'Year End Projections' Report for the period ending June 30, 2012



Business Unit Summary

Budget Year: 2012

As At June 30th, 2012

	2012 Approved	Actuals to June 30th	Projected to December 31st	Variance
Community Services				
AQUATIC CENTRE	255,283	138,993	264,075	(8,792)
ARENA - MEMORIAL GARDENS	709,522	383,846	709,846	(325)
ARENA - PETE PALANGIO	93,759	127,487	93,127	632
ARENA - WEST FERRIS	269,509	117,499	259,146	10,363
BUILDING	91,091	105,385	91,091	(0)
COMMUNITY SERVICES ADMIN	187,062	103,337	182,142	4,920
ECONOMIC DEVELOPMENT	623,030	3,137	616,159	6,870
KINGS LANDING	6,300	2,684	6,374	(74)
MARINA	(0)	(93,434)	0	(0)
PARKING OPERATIONS	(168,472)	(64,855)	(211,099)	42,627
PARKS - OPERATIONS	3,091,364	1,539,680	3,013,812	77,552
PARKS - SPORTS FIELD COMPLEX	168,691	72,513	153,233	15,458
PLANNING DEPARTMENT	465,559	212,464	446,111	19,448
REC, LEISURE, & CULTURAL SERVICES	653,882	224,467	640,606	13,276
SKATEBOARD PARK	(1)	0	0	(1)
TRANSIT	2,337,016	1,969,772	2,455,880	(118,864)
Total:	8,783,595	4,842,975	8,720,504	63,092
Corporate Services				
COUNCIL SECRETARIAT	864,143	407,146	882,668	(18,524)
FINANCIAL SERVICES	1,574,162	839,470	1,570,257	3,905
HUMAN RESOURCES	1,181,926	633,805	1,191,282	(9,356)
INFORMATION SYSTEMS	1,262,576	643,142	1,244,942	17,633
LEGAL DEPARTMENT - BY-LAW	(18,495)	(40,790)	(6,423)	(12,072)
LEGAL DEPARTMENT - GENERAL	344,350	196,933	352,914	(8,564)
LEGAL DEPARTMENT - POA	(281,255)	(248,882)	(283,740)	2,484
Total:	4,927,407	2,430,823	4,951,900	(24,493)
Engineering, Environmental Services & Works				
ENGINEERING SERVICES	397,494	409,758	402,539	(5,045)
ENVIRONMENTAL SERVICES	364,299	(262,259)	356,693	7,607
FLEET MANAGEMENT	(384,554)	(451,978)	(370,160)	(14,395)
ROADS DEPARTMENT	6,850,100	4,486,543	6,913,630	(63,531)
STORM SEWERS	597,365	201,177	560,365	37,000
WORKS DEPT ADMINISTRATION	1,049,851	549,209	1,047,471	2,380
Total:	8,874,555	4,932,450	8,910,538	(35,983)
Fire Department				
FIRE DEPARTMENT	11,501,843	5,298,383	11,431,812	70,030
Total:	11,501,843	5,298,383	11,431,812	70,030

**General Government
Activities**

FINANCIAL EXPENSES	15,154,200	(665,928)	15,230,153	(75,953)
GENERAL REVENUES	(84,577,217)	(96,533,749)	(84,521,030)	(56,187)
MAYOR & COUNCIL	349,546	171,867	352,124	(2,579)
OFFICE OF THE CAO	404,028	213,320	437,018	(32,990)
Total:	(68,669,443)	(96,814,491)	(68,501,735)	(167,708)

**Local Agencies, Boards &
Commissions**

BOARDS & COMMISSIONS	34,594,104	26,564,991	34,594,104	0
Total:	34,594,104	26,564,991	34,594,104	0
Grand Total (General Taxes):	12,061	(52,744,869)	107,122	(95,062)

#12

RECEIVED
CITY OF NORTH BAY

AUG 22 2012

CLERK'S DEPT.

CITY OF NORTH BAY

Report to Council

Report No: CORP 2012-106

Date: August 20, 2012

Originator: Al Lang

Subject: Infrastructure Ontario Loan Application Submission

RECOMMENDATION:

That Council authorize the City of North Bay to submit an application to the Ontario Infrastructure and Lands Corporation (OILC) for financing capital works of the corporation, to authorize temporary borrowing from OILC to meet expenditures in connection with such works and to authorize long term borrowing for such works through the issue of debentures to OILC; and

That a by-law be presented for three readings on September 4, 2012.

BACKGROUND:

On July 3, 2012 City Council passed Resolution No 2012-414 which stated:

"The City of North Bay agrees to issue up to \$12,000,000 of debt by way of any one of the following methods or combination thereof:

- Installment debentures through capital markets
- Infrastructure Ontario debentures
- Long-term loan with banking institution,

when market conditions are favourable, with maturity dates over ten years beginning one year after the closing date and to be subject to terms and conditions acceptable to the Chief Financial Officer and the fiscal agent or the lending institution."

To ensure that the City of North Bay will borrow at the best possible rate and pay the least amount of interest, we issued a Request for Quote for interest rates and cost of borrowing on August 9, 2012. The quotes requested were for identified projects totalling \$9,600,000.

We received a quote from the capital markets, one from Infrastructure Ontario (OILC) and from two banking institutions. We selected the institution that provided the lowest rate and cost of borrowing as at the date of closing, being August 20, recognizing that the rates could be different at date of settlement.

OILC quoted the lowest rate at 2.8% with the cost of borrowing over 10 years being \$74,060.64 less than the next lowest quote. In order to proceed with this option, we require a by-law that authorizes the submission of an application to OILC and authorizes temporary borrowing and the issuance of debentures through OILC for capital works identified.

The list of capital projects to be funded from debentures is attached to this report and will be included in the by-law as Schedule "A". The list totals \$9,800,000 as another \$200,000 was added to one of the projects after the quotes were requested.

Once the by-law as recommended in this report is passed on September 4, the debenture process with OILC will take approximately four more weeks. Sufficient time is required to prepare the documents and have them reviewed by our legal counsel, Borden Ladner Gervais, for presentation to Council with the debenture by-law. We anticipate that the debenture by-law will be presented at the October 1 Council meeting with settlement on October 15. OILC disburses debentures and loans only on the 1st and 15th of the month.

OPTIONS / ANALYSIS:

Option # 1

Council not authorize the submission to OILC.

Option # 2

Council authorize the submission of the application to OILC, to authorize temporary borrowing and to authorize the long term borrowing through the issuance of debentures. The 2012 approved Capital Budget included financing of \$12,000,000 for general water and sewer projects. OILC quoted the lowest interest rate and lowest cost of borrowing.

RECOMMENDED OPTION:

That Council authorize the City of North Bay to submit an application to the Ontario Infrastructure and Lands Corporation (OILC) for financing capital works of the corporation , to authorize temporary borrowing from OILC to meet expenditures in connection with such works and to authorize long term borrowing for such works through the issue of debentures to OILC; and


That a by-law be presented for three readings on September 4, 2012.

Respectfully submitted,




Al Lang, CGA
Director of Financial Services

We concur with the above noted recommendation.



Margaret Karpenko, CMA
Chief Financial Officer/Treasurer



Jerry Knox
Chief Administrative Officer

Attachment: Schedule "A"

FINSERVAIRTC\2012 IOLC Application Aug 20 12

Schedule "A"
to By-Law No. 2012-

(1)	(2)	(3)	(4)
By-Law Number	Description of Capital Work	Estimated Expenditure	Loan Amount
2010-85 / 2011-89 / 2012-175	Ski Club Road Reconstruction (Lakeside Drive to Johnston Road)	\$4,000,000	\$1,600,000
2012-84	Landfill Site – Leachate Treatment Project	\$1,700,000	\$989,900
2011-169 / 2011-83	Reconstruction of Main Street (Sherbrooke Street to Overpass)	\$4,700,000	\$1,700,000
2011-227	Aerospace Business Park Servicing	\$6,000,000	\$800,000
2011-172 / 2012-164	2011 and 2012 Transit Coach Replacement Program	\$1,835,178	\$790,100
2012-20	Facilities-Parks Building Rehabilitation Program	\$1,300,000	\$1,300,000
2010-112 / 2011-95	Street Lighting Upgrades Program	\$2,400,000	\$1,075,000
2011-117	Upgrade to a City of North Bay Radio Communication System	\$745,000	\$745,000
2012-24	Parking Lot Maintenance and Improvement Program	\$800,000	\$800,000

CITY OF NORTH BAY REPORT TO COUNCIL

AUG 22 2012

CLERK'S DEPT.

Report No: CORP 2012-105

Date: August 22, 2012

Originator: Laura Boissonneault

Subject: Water and Sanitary Sewer Year-end Financial Projection, as at June 30, 2012

RECOMMENDATION:

That the City of North Bay's Water and Sanitary Sewer Year-end Financial Projection for the period ending June 30th, 2012 be received and filed.

BACKGROUND:

The City of North Bay 2012 Water and Sanitary Sewer Year-end Financial Projection, as at June 30, 2012, is attached. It highlights year-end financial projections for each of the divisions and associated cost centers. To provide a snapshot of operations, year-to-date actuals are provided as at June 30th, 2012. The variance between the **approved budget** and the **projected year-end** values conservatively indicate that the City would show a potential **deficit of (\$147,562)**. It is common practice for management to review their cost centers' activities on an on-going basis and to make any necessary adjustments or reallocations of resources to ensure departments realize all possible savings and efficiencies. The minimum goal is to finish the year on budget or as close to it as possible. The Engineering, Environmental, and Works Department will continue to follow this practice in order to achieve a balanced 2012 budget.

The variance between the **approved budget** and the **projected year-end** values are summarized as follows:

Sanitary Sewer Distribution is currently reporting a year-end **deficit of (\$63,929)**. Lower revenues and higher principal and interest payments are partially offset with a lower capital levy transfer, lower allocated salary and benefit costs along with some lower goods and services costs.

Sanitary Sewer Plant is currently reporting a year-end **deficit of (\$149,198)**. The plant's operations are showing a small surplus, however due to unbudgeted municipal taxes and additional insurance costs, a deficit is projected.

Water Distribution is currently reporting a year-end **deficit of (\$31,862)**. Higher fleet usage, allocated salary and benefits, goods and services, and maintenance costs are partially offset with lower principal and interest payments.

Water Plant is currently reporting a year-end **surplus of \$97,427**. Lower allocated salary and benefits, insurance, and some goods and services costs impact the projected surplus.

Sanitary Sewer revenues were under-budgeted at the time the Water and Sanitary Sewer Budget was set. To off-set this shortfall, capital levy transfers will be decreased in the required amount. This accounting adjustment will not have an impact on the water and sewer capital budget and is considered to be a one time adjustment. In addition, two items not included in the 2012 approved operating budget include municipal taxes of \$117,016 and additional insurance premium costs of \$48,970 and is expected to be offset by operational savings. Given this and the realistic nature of the projections, **the City is expected to end the year on budget.**

On-going demands on the Water and Sanitary Sewer budget partially stem from the following:

- Due to legislative timelines for January revenue increases, the Water and Sanitary Sewer budget process is concluded in October of the prior year. At this point in time, certain expenditure changes (utilities, insurance, benefits, etc...) are unknown and therefore determined using best information available.
- Due to the nature of the department, any Water and Sanitary Sewer issues/emergencies that arise must be dealt with in a timely manner to maintain necessary services to residents. It is impossible to anticipate the number of these occurrences, however based on historical trends allowances have been made and budgeted accordingly. At the time of this report, 2012 was proceeding as expected; however, it is unknown what pressures the second half of the year could hold.

Administration has reviewed and revised the variance reporting process to take advantage of our new budgeting tool – Team Budget. It is anticipated that now that the process has been re-engineered and training is complete, future variance reports will be delivered more timely.

OPTIONS / ANALYSIS:

Option # 1 – Report received and filed

Accept the report as presented. The 2012 year-end financial projection will again be reviewed in detail and an updated report submitted to Council towards the end of September.

Option # 2 – Discretionary Spending Controls

Accept the report as presented and implement discretionary spending controls. The 2012 year-end financial projection will again be reviewed in detail and an updated report will be submitted to Council near the end of September 2012. Given the realistic nature of estimates used, along with the on-going effort of management to find further cost savings in the second half of the year, the City is expected to end the year **on Budget**. It is deemed that there is no immediate requirement for the CAO to issue any directives to curtail discretionary spending at this time.

Option # 3 – Use of Reserve Funds to Offset Any Projected Deficit

Accept the report as presented and understand that authorization for the use of Reserve Funds to offset any projected deficit may be required at year-end. Council has established Reserve Funds for future operating deficits. Through this Reserve (#99522), the City has at its disposal on the date of this report, \$2,010,990 to offset any annual expenditure overages or revenue deficits. Due to managements on-going effort to find possible savings, at this time there is no immediate requirement for Council to authorize the use of Reserve Funds in 2012. The 2012 year-end financial projection will again be reviewed in detail and an updated report will be submitted to Council towards the end of September. The final position of the Water and Sewer Department will be determined after December 31st, 2012.

RECOMMENDED OPTION / FINANCIAL IMPACTS:

Given the current projection that the City's overall operations will end 2012 on budget, but that there is potential for a year-end deficit, **Option #1** is being recommended at this time.


The 2012 approved operating budget represented management's educated projections using trend analysis and business expertise. Despite best efforts, projected targets may not be met due to various factors where some are beyond City's control. Budgetary challenges have been listed in this report.

The Financial Services and Engineering, Environmental and Works departments will continue to monitor the cost centers and work closely to ensure spending remains under control and all possible savings be found.


Due to the establishment of the Reserves, the City finds itself in a sound financial position to absorb any operational deficits should the need arise.

An updated review of the 2012 Approved Operating Budget and year-end projections will be available towards the end of September.

Respectfully submitted,




Laura Boissonneault, CGA
Supervisor of Budgets & Financial
Reporting

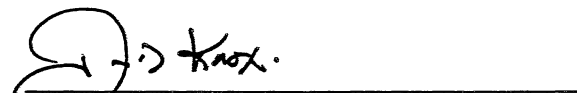


Ron Mimee
Accounting and Budget Manager

We concur in this report and recommendation.



Margaret Karpenko, CMA
Chief Financial Officer/Treasurer



Jerry Knox
Chief Administrative Officer

Personnel designated for continuance: Accounting and Budget Manager

Attachments: 'Business Unit Summary' report for the period ending June 30, 2012

W:/FINSERV/Ron/BudgetReportJune30, 2012 - W&S



Business Unit Summary

Budget Year: 2012

As At June 30th, 2012

	2012 Approved	Actuals to June 30th	Projected to December 31st	Variance
Sanitary Sewer System				
SANITARY SEWER DISTRIBUTION	(1,656,840)	(1,887,301)	(1,592,911)	(63,929)
SANITARY SEWER PLANT	1,656,840	1,028,750	1,806,038	(149,198)
Total:	0	(858,550)	213,127	(213,127)
Water System				
WATER DISTRIBUTION	(1,885,500)	(1,103,551)	(1,853,639)	(31,862)
WATER PLANT	1,885,500	935,629	1,788,073	97,427
Total:	(0)	(167,922)	(65,565)	65,565
Grand Total (Water and Sewer Rates):	(0)	(1,026,472)	147,561	(147,562)

CITY OF NORTH BAY

REPORT TO COUNCIL

Report No: CORP 2012-113

Date: August 22, 2012

Originator: PETER E.G. LECKIE

Subject: Release of Easements –
Block 1, 2, 3, 4 & 5,
Voodoo Crescent,
Roundel Road on Plan 36M671
Airport Industrial Subdivision – Phase II

RECOMMENDATION

That Council authorize the release of Easements registered as Instrument No. LT367637 and LT391111, registered against the Airport Industrial Subdivision – Phase II lands. (Blocks 1, 2, 3, 4 & 5, Voodoo Crescent, Roundel Road, on Plan 36M671)

BACKGROUND

Upon review of the file by Rick Miller, of Miller Urso Surveying, it was determined that Easement No. LT367637, in favour of Her Majesty the Queen, Minister of Transport and LT391111, in favour of The Board of Governors of The Canadore College of Applied Arts and Technology are for easements on the west side of the North Bay Jack Garland Airport. These easements do not affect the Airport Industrial Subdivision and should be released so as not to encumber future sales.

OPTIONS ANALYSIS

Option # 1: That Council authorize the release of Easements registered as Instrument No. LT367637 and LT391111.

This is the recommended option.


Option # 2: Not to release the easements.

This is not recommended.


RECOMMENDED OPTION

That Council authorize the release of the easements over Blocks 1, 2, 3, 4, 5, Voodoo Crescent and Roundel Road on Plan 36M-671, Airport Industrial Subdivision – Phase II.


Respectfully submitted,



Peter E.G. Leckie
City Solicitor




Alan Korell, P. Eng., FEC, RPP, MCIP
Managing Director/City Engineer
Engineering, Environmental Services
& Works



Beverley Hillier, MCIP, RPP
Manager, Planning Services

I concur in this report and recommendation.



Jerry D. Knox
Chief Administrative Officer

City of North Bay Report to Council

Report No. EESW-2011-064

Date: July 18th, 2012

Originator: Al Tomek, Waste Management Co-ordinator

Subject: City of North Bay's Blue Box and Waste Diversion Plan

File No: P09 – Merrick Landfill Certificate of Approval

RECOMMENDATION

That the City of North Bay's Blue Box and Waste Diversion Plan prepared by Engineering Environmental Services be adopted and that a copy be forwarded to the Ministry of the Environment in compliance with Environmental Assessment Conditions of Approval for the Merrick Landfill site.

BACKGROUND

Condition F-1 of the Environmental Assessment Act approval for the Merrick Landfill site stipulates:

F-1 "Within 180 days of the approval under the E.A. Act, the proponents shall complete and finalize a 3R's Maximization Plan which includes projections on program activities, costs and funding including an outline on implementation and a schedule for implementation of the plan. The plan will be reviewed in consultation with the WRLC and forwarded to the Regional Director. Upon approval of the Regional Director, the proponents will implement the plan. The plan will be reviewed and updated as necessary in consultation with the WRLC. A copy of the approved plan and any approved amendments is required for the public record".

In the past, staff, in consultation with the Waste Resources Liaison Committee reviewed this 3R's Plan and once accepted, the document is forwarded to City Council.

In 2010, City Council agreed to combine the 3R's Maximization Plan with City of North Bay Blue Box and Waste Diversion Plan as both documents were similar in nature.

OPTIONS / ANALYSIS

The City of North Bay's Blue Box and Waste Diversion Plan is attached. The plan has been prepared to reflect current practices and strategies used to determine program enhancement opportunities

Option 1

North Bay City Council can adopt the Blue Box and Waste Diversion Plan as presented. If adopted, the City will apply the information and update it accordingly. By adopting this plan, North Bay will be complying with Condition F-1 of the Environmental assessment Act approval for the Merrick Landfill.


Option 2

North Bay City Council can opt to not adopt the Blue Box and Waste Diversion Plan as presented. If not approved, the City would not be complying with condition F-1 of the Environmental Assessment Act approval for the Merrick Landfill.


RECOMMENDED OPTION

That the Blue Box and Waste Diversion Plan prepared by Engineering Environmental Services be adopted and that a copy is forwarded to the Ministry of the Environment in compliance with Environmental Assessment Conditions of Approval for the Merrick Landfill site.

Respectfully submitted,




Al Tomek
Waste Management Co-ordinator




John Severino P.Eng.
Manager – Environmental Services

I concur in this report and recommendation.



Alan Korell P.Eng., R.P.P., M.C.I.P.
Managing Director – Engineering,
Environmental Services and Works



Jerry Knox
Chief Administrative Officer

Personnel designated for continuance: Al Tomek

NORTH BAY'S BLUE BOX AND DIVERSION REPORT

1. HISTORY

North Bay's Blue Box Program was launched in 1991. When first established, the City only collected only those blue box items required by the province. Since this time the program has expanded over the years to collect most of the packaging material found on grocery store shelves. In 1994, the City moved to bi-weekly recycling collection to reduce operating costs.

In 1999, the City implemented bans on the collection and disposal of corrugated cardboard. In the past decade, the City has expanded the materials collected and extended the program to schools, multi-residential dwellings and the Downtown Improvement Area (weekly corrugated cardboard collection). The City has also permitted the City's recycling contractors to process recyclables from other municipalities at the City's Material Recovery Facility. This shared resource approach is cost effective for all parties.

The purpose of the Waste Diversion Plan is to map out a strategy to continue with program expansion and enhanced participation to increase the amount of recyclables diverted from the City's waste stream. The Waste Diversion Plan is part of the City's overall waste diversion strategy which strives to direct all types of waste from the landfill.

Listed below are some of the more prominent waste diversion programs implemented in the City of North Bay:

- Blue Box Program
- Backyard Composting Program
- Corrugated Cardboard Ban
- Electronic Equipment Ban
- Electronic Drop-off Depot
- Grass Collection Ban
- Household Hazardous Waste Facility
- Leaf and Yard Waste Drop-off Depot
- Large Brush and Wood Waste Recycling Area
- Paint Exchange Facility
- Tire Recycling Program
- Scrap Metal Drop-off Areas
- Street Light Recycling Program

2011 PROJECTS

In 2011 three projects were implemented to increase public participation and capture more recyclables in the City's Blue Box Program. External funding was received from Waste Diversion Ontario and Stewardship Ontario to assist in the funding of the three projects

Container Sorting Line:

The City received approximately \$97,000 from Waste Diversion Ontario to purchase a Container Sorting Line for the recycling center. This piece of equipment permitted the City to expand the Blue Box Program to include further types of plastics which was the number one request from the public in regard to the City's recycling program. This equipment allows for greater efficiency in the separating of containers and provides the ability to expand the recycling program in the future should other markets develop.

Promotion and Education:

With the installation of the new Container Sorting Line, Stewardship Ontario provided \$18,500 in funding to help implement an advertising campaign to promote the new types of plastics permitted in the program. An extensive radio campaign was completed in the fall of 2011 and winter of 2012. Also completed at this time was the delivery of brochures to every household in North Bay. City staff participated in tradeshow and other events to promote the new acceptable plastics at numerous events taking place in the City.

Multi-Residential Building 95 Gallon Cart Expansion Project:

In 2011, the City had 124 multi-residential buildings out of a total of 175 buildings participating in the City's 95 gallon cart recycling program. With the financial assistance of Waste Diversion Ontario in the amount of \$17,000 the City was able to increase the number of buildings participating to 145. Also 38 of the original 124 buildings expanded their recycling programs. The funding received was used to create an inventory of all the buildings in North Bay, purchase carts and assist them in establishing or expanding their recycling program for their tenants. The program is still ongoing and it is anticipated another 10-15 buildings will implement this program.

Other Waste Reduction Programs:

Leaf and Yard Waste

The City introduced a ban on the collection of grass clippings in 2001 and established an organics drop-off depot a year later for all types of leaf and yard waste. This depot is extremely popular during the spring/summer and fall period and sees approximately 50-100 vehicles per day during the slow periods and over 100-300 vehicles per day during the busy period. The materials collected at this depot are shipped to the composting area at the Merrick landfill then mixed with grinded brush material and composted for 12 to 18 months. Once composted, the material is tested and sold to residents or used by City departments. In 2011, approximately 604 tonnes of organic material was composted at the landfill.

Electronic Waste

The City's Electronic Drop-off Depot was established in 2001. The depot is adjacent to the Household Hazardous Waste Depot and operated by Hazardous Waste staff. In 2011, the depot diverted approximately 255 tonnes of materials from the landfill and generated approximately \$70,000 in revenue from a company specializing in processing waste electronics. Approximately 9,500 vehicles delivered waste electronics to the depot in 2011.

Scrap Metal and White Goods

The City operates two drop-off areas for scrap metal. The Merrick landfill has a special area for large white goods such as refrigerators and freezers and air conditioners. Under provincial legislation, these appliances must have the refrigerants removed before any type of recycling/disposal. Once the refrigerants are removed, the scrap metal is sold off for recycling. A scrap metal container is also available at the Hazardous Waste depot for smaller scrap metal items.

Household Hazardous Waste

The City Household Hazardous Waste Depot opened in 1999, for the first 9 years it was open 7 months of the year, as of 2009, the facility is open year round. Last year, the facility collected 248 tonnes of various types of hazardous waste from approximately 11,000 vehicles. Volumes of hazardous and electronic waste are shown the next page.

YEARLY AND MONTHLY TOTALS FOR 2011

<i>Regular Waste (In kg)</i>	JAN	FEB	MAR	APR	MAY	JUN	JUL	AUG	SEP	OCT	NOV	DEC	Annual Totals
Paint	3700	3100	5100	11300	10200	12000	9200	12800	10400	13600	10000	6200	107600
Flammables	1100	1400	1800	3000	3800	2600	3400	4300	4800	4500	3200	2100	36000
Motor Oil	1000	0	800	1200	3000	5200	2400	3000	200	2400	2800	1400	23400
HH Batteries	400	200	600	1000	4000	1600	1400	500	1400	1200	1000	600	13900
Aerosols	600	300	500	900	700	1100	800	1100	1300	800	700	700	9500
Bases	400	300	500	600	700	800	800	800	1100	1200	1200	500	8900
Gasoline	200	0	400	400	800	1000	800	1400	1200	400	400	200	7200
Antifreeze	200	0	100	400	400	600	800	200	600	600	0	100	4000
1lb Propane Cylinders	0	100	100	200	200	400	300	400	400	200	300	100	2700
Pesticides	100	0	200	200	200	200	300	300	300	300	200	100	2400
Oil Filters	100	0	100	100	200	200	200	200	200	300	100	200	1900
Oxidizers	0	100	0	100	100	100	100	100	200	200	100	100	1200
Pharmaceuticals	0	0	100	100	100	100	0	100	100	0	100	100	800
Acids	0	0	100	0	0	0	100	100	100	0	200	100	700
TOTAL (kg)	7800	5500	10400	19500	24400	25900	20600	25300	22300	25700	20300	12500	220200

<i>Other Waste</i>	JAN	FEB	MAR	APR	MAY	JUN	JUL	AUG	SEP	OCT	NOV	DEC	Annual Totals
Number of Vehicles (Haz Waste)	390	389	610	923	1261	1400	916	1244	1052	1241	942	578	10946
Number of Vehicles (Electronics)	660	552	684	794	1002	947	916	893	947	827	691	647	9560
Estimated Litres Diverted	0	0	0	0	942	1190	1472	1277	1650	641	0	0	7172
Automotive Batteries (kg)	895	429	1682	1503	3705	3096	3777	2488	1754	3276	1038	358	24001
Syringes (kg)	0	60	0	90	105	105	105	135	75	90	120	75	960
20lb Propane Cylinders (kg)	0	46	0	273	336	953	418	363	3541	899	636	0	7465
Fire Extinguishers (kg)	90	99	176	104	104	162	162	162	234	0	234	0	1527
Fluorescent Tubes (boxes)	10	0	18	13	9	8	12	14	22	24	19	14	163
Electronics (pallets)	53	48	73	77	101	92	163	100	108	82	91	70	1058

Backyard Composting Program

Since 1990, the City has subsidized the sale of backyard composters to North Bay residents, over this period of time approximately 8100 composters have been sold.

Waste Reduction Program

The City of North Bay promotes several types of waste reduction programs throughout the year, these include:

- Goods Exchange day (twice a year)
- Educational Services to schools, organizations and clubs
- Paint exchange area
- Tours of the recycling centre and other waste management facilities
- Waiving of tipping fees for organizations involved with recycling activities
- Waste Audits

2011 Municipal Waste Diversion Statistics		
	Tonnes	% of Total
Blue Box Recycling All Products	*3755	60%
Tire Recycling	160	2%
Wood Waste Chipping	300	5%
Backyard Composting	767	12%
Organic Drop-Off/Landfill Organics	604	10%
White Goods and Steel	200	3%
Concrete and Boulder Separation	20	1%
Household Hazardous Waste	220	4%
Computer/Electronic Equipment	255	4%
Total:	6281	100%

- * indicates recyclables from only North Bay and Callander

North Bay's Blue Box Program

North Bay's recycling program complies with Ontario Regulation 101/04 which mandates the type of Blue Box collection system as well as the types of materials required to be collected.

The following types of recyclables are collected on a bi-weekly basis from 18,910 single residential property households and 4396 multi residential properties.

All elementary and secondary schools are permitted to place up to 15 blue boxes at the curbside on a bi-weekly basis. Corrugated cardboard is collected in the Downtown Improvement Area once a week.

2011 BLUE BOX RECYCLING STATISTICS

The City of North Bay currently collects a comprehensive list of materials which exceeds current provincial regulations including:

- Aluminum cans
- Aluminum foil, pie plates and trays
- Aseptic containers
- Aerosol can (empty)
- Boxboard
- Corrugated cardboard
- High density polyethylene – small mouth containers (HDPE #2)
- Mixed household paper
- Magazines, catalogues and telephone books
- Newsprint including coloured flyers and inserts
- Clear and coloured glass
- Polycoat containers
- Polyethylene terephthalate – small mouth containers (PETE #1)
- Steel beverage and food cans
- Empty paint and stain cans
- Plastic tubs and lids
- All plastic food and beverage containers (1-7)

Combination of Depot, Curbside, And Multi-Residential Collected Recycled Material			
	2011 Tonnes	% of Total	2010 Tonnes
Old Corrugated Cardboard (includes Boxboard) Includes Aseptic and Polycoat Containers	1500	39%	1467
Newsprint (Includes Magazines and Telephone Directories)	1505	39%	1565
Clear and Coloured Glass	343	9%	348
Steel	162	4%	184
PET #1 Plastic	152	4%	139
HDPE #2 Plastic	71	2%	65
Aluminum	55	1%	49
Mixed Plastics	30	1%	*
Total:	**3818	100%	3817

* indicates that the product was not collected as a recyclable that year

** indicates that this number includes all the recyclables in the North Bay and surrounding towns

Current and Potential Diversion Based on 2011 Tonnages and Stewardship Ontario's Historic Waste Composition Study Conducted in 2005 and 2006				
	Estimated Total Available in the Waste System (Tonnes)	Currently Recycled (Tonnes)	Percent Recycled	Potential Increase (Tonnes)
Newsprint, Magazines, Telephone Books, and Other Printed Paper	2538.86	1505	59%	1033.86
Cardboard, Boxboard, Polycoat, and Aseptic Containers	1709.98	1500	88%	209.98
Food and Beverage glass (including LCBO)	815.31	342	42%	472.65
Steel Cans, Aerosol Cans, and Paint Cans	323.88	162	50%	161.88
Plastic PET #1 Bottles	234.86	152	65%	82.86
Plastic HDPE #2 Containers	130.34	71	54%	59.34
Aluminum Cans and Foils	138.95	55	40%	83.95
Mixed Plastics	126	30	24%	96
TOTALS	6018.18	3818	63%	2200.52

Note: factors that influence the above capture rates

- Stewardship Ontario's Waste Composition Study was conducted in 2005 and 2006 and are the averages among municipalities with similar demographics.

Over the past 5 years, plastic has become the primary packaging material due to decreased manufacturing costs and low transportation costs. Many foods and beverages that were once packaged in glass are now packaged in plastic. Plastic paint cans have become more popular over the past 4 years.

Newsprint is used abundantly in municipalities where many households have wood burning stoves/fireplaces which reduce the capture rate figure.

Aluminum cans in North Bay are collected by numerous organizations that canvas the public for this material to raise funds for various projects.

2009-2011 Blue Box - Cost/Revenue per Tonne				
	North Bay 2009	North Bay 2010	North Bay 2011	Average for our Demographic
Gross cost per tonne	\$274.07	\$286.23	\$254.54	\$401.06
Revenue per tonne	\$72.22	\$127.94	\$148.86	\$66.01
Net cost per tonne	\$201.85	\$158.29	\$105.68	\$331.29

(2011 figures are estimates)

- Waste Diversion Ontario has categorized municipalities using various demographic information. North Bay is categorized as a rural regional municipality. There are 14 municipalities in this grouping.

2009-2011 Blue Box Financial Data Based on Cost per Household			
	North Bay 2009	North Bay 2010	North Bay 2011
Gross cost per household	\$47.78	\$44.30	\$39.38
Revenue per household	\$13.43	\$27.17	\$22.03
Net cost per household	\$34.35	\$17.13	\$17.35

- The average net cost per household from 14 municipal programs is \$41.56. This figure is based on information within the Waste Diversion's Actuals for 2006-2008.

Total annual blue box materials marketed (kilograms) per household in North Bay:

2009	2010	2011
174.35 kg	165.57 kg	154.72 kg

- The average blue box materials marketed per household from 14 municipal programs is 162.53 kg. This figure is based on information with Waste Diversions Actuals for 2006-2008.

GOALS

The Recycling Plan has 3 main goals:

1. Increase participation by those eligible to receive the service.
2. Expanding the scope of eligibility to more users
3. Decrease residue at the recycling facility

Increase Participation Rate

In 2010, the City conducted a blue box participation survey. This survey was conducted with the assistance of summer students. 1600 single family properties were surveyed over a 4 week period. Participation for the purpose of this survey is considered as being homeowners having placed their blue box out to the curb at least once over this 1 month period.

The survey concluded that 70.3% of those surveyed participate in the City's Blue Box Program.

Ideally, the survey would occur at different times of the year to get more accurate results. However, due to the lack of resources, this survey was conducted during the summer months.

It is the City's goal to increase this rate by 2% each year over the next 3 years.

The Province has advocated a 60% diversion rate as a minimum goal for all recycling programs in Ontario. This capture rate is defined as the percentage of acceptable materials that end up in the blue box versus what ends up in the waste stream. It is the City's intention to reduce as many recyclables from the waste stream as possible and strive to meet the provincial target.

Institutions with the Focus on Schools, Businesses and Multi-Residential Buildings:

Schools

The City now provides a curbside collection service to many participating schools with up to 15 blue boxes on a bi-weekly basis. The City also assists in providing guidance in setting up school recycling programs and many schools take this on as a learning experience for the students. Also, with the newly completed renovations to the City's Recycling Center, tours of the facility can resume to assist in promoting the City's recycling program and help them visualize the large amounts of materials collected and processed in North Bay.

Multi-Residential Buildings

The City provides free collection of recyclables from multi-residential buildings and each property can have up to 18 – 95 gallon – 360 litre carts. In 2011 the City participated in a program implemented by Waste Diversion Ontario. The purpose of the funding was to increase the participation rate of multi-residential buildings in North Bay. This program has been quite successful and the participation rate is anticipated to increase.

Under Ontario Regulation 103/94, multi-residential building owners are mandated to provide a recycling service for their tenants, and the service must be equivalent to that offered by the municipality. The City of North Bay currently has no direct authority to enforce provincial legislation, and the City is left to encourage participation through persuasion. Currently City staff meets with building owners or attend co-ops and tenant meetings to explain how the program works.

ICI

The City currently offers the ICI sector a 6 day a week drop-off depot for recyclables at its Recycling Centre. This service is heavily used by the ICI sector to divert corrugated cardboard which has been banned at the landfill. It is anticipated that more businesses will take advantage of the recycling drop-off services in the near future.

Residue at the Recycling Centre

The City's residue percentage is 2.0%. Residue in this case is defined as the amount of waste mixed in recyclables collected at the curb and at the drop-off depot. In 2011, over 76.94 tonnes of non-recyclables had to be disposed of at the landfill.

Currently, any residue generated at the Recycling Facility is the responsibility of Miller Waste; however through better education and signage staff believe this figure can be decreased to 1%.

Monitoring and Reporting

Since the commissioning of the Merrick Landfill in 1994, the City has reported annual volumes for waste landfilled and volumes diverted through various waste reduction programs.

One of the conditions of the Environmental Assessment Act for the approval of the Merrick Landfill states that a 3R's Maximization Plan (now referred as the Blue Box and Waste Diversion Plan) will be reviewed and updated as necessary in consultation with the Waste Resources Liaison Committee.

Estimated Quantity of Solid Waste and Waste Diverted in the City of North Bay

Activity	1989	1990	1991	1992	1993	1994	1995	1996	1997	1998	1999	2000	2001	2002	2003	2004	2005	2006	2007	2008	2009	2010	2011
Total Solid Waste Landfilled	50000	48000	46000	45000	42000	465000	42762	40400	44922	42470	42296	44562	43444	44734	45553	42501	43821	46740	47650	46870	47594	41705	40221
Blue Box	0	0	1109	1672	770	2812	1844	2682	2823	3036	3092	2855	2540	2753	3112	3014	3079	3341	3520	3506	3559	3513	3535
Tire Recycling	0	0	0	50	60	100	51	75	72	50	60	60	64	132	107	131	124	59	77	70	72	60	160
Wood Waste/Brush Processed	0	0	0	90	150	1200	1000	1000	500	500	500	500	500	300	525	385	209	220	942	302	225	132	300
Leaves-Composting On-Site & Yard Waste	0	0	0	250	470	577	300	340	480	575	634	616	307	296	310	140	650	650	697	650	750	601	361
Grasscycling	0	0	0	0	0	0	0	0	0	0	0	0	0	0	0	0	0	0	328	104	82	42	43
Home Composters	0	0	720	1220	1440	1521	1594	1637	1637	1637	1637	1680	1680	1700	723	730	737	744	752	759	767	767	767
White Goods & Steel	0	0	100	190	215	170	123	70	75	73	160	131	76	182	205	297	409	490	156	296	1554	190	200
Concrete & Boulder Separation	0	0	20	20	20	20	30	30	30	30	10	10	10	10	20	20	20	20	100	10	10	10	20
HHW	0	10	30	60	60	53	63	50	50	50	60	65	65	62	94	107	115	205	158	108	149	200	248
Computers/Electronics	0	0	0	0	0	0	0	0	0	0	0	7	7	4	5	5	12	26	19	27	107	210	255
Private Initiatives	0	0	0	300	1000	3000	5000	5000	5000	5000	5000	5000	5000	1200	1500	2500	1500	1500	1500	1500	1500	1500	1500
N. Himsworth Composting	0	0	0	0	0	72	79	79	79	79	79	79	0	0	0	0	0	0	0	0	0	0	0
N. Himsworth Recycling	0	0	0	0	0	0	0	0	0	75	75	75	0	0	0	0	231	199	228	223	221	226	221
Total Material Reduced	0	10	1979	3852	4185	9525	10084	10963	10746	11105	11307	11078	10249	6639	6601	7329	7086	7454	8477	7555	8996	7451	7610
Total Material	50000	48010	47979	48852	46185	474525	52846	51363	55668	53575	53603	55640	53693	51373	52154	49830	50907	54194	56127	54425	56590	49156	47831
Contaminated Fill & Sludge	0	0	0	1190	1580	3043	5448	2842	6830	3451	7627	5224	50009	21064	2911	22905	14804	94248	15882	8926	7689	4985	21416

THE CORPORATION OF THE CITY OF NORTH BAY

BY-LAW NO. 2012-182

**BEING A BY-LAW TO CONFIRM PROCEEDINGS
OF THE MEETING OF COUNCIL ON
AUGUST 13, 2012**

WHEREAS the *Municipal Act, R.S.O. 2001, Chapter 25*, (the "Act") Section 5(1), provides that the powers of a municipal corporation shall be exercised by Council;

AND WHEREAS Section 5 (3) of the Act provides a municipal power, including a municipality's capacity, rights, powers and privileges under section 9 of the Act, shall be exercised by by-law unless the municipality is specifically authorized to do otherwise and any of the matters shall be implemented by the exercise of the natural person powers;

AND WHEREAS in many cases action which is taken or authorized to be taken by Council does not lend itself to the passage of an individual by-law;

NOW THEREFORE, THE COUNCIL OF THE CORPORATION OF THE CITY OF NORTH BAY HEREBY ENACTS AS FOLLOWS:

1. That the actions of the Council of The Corporation of the City of North Bay at its meeting held on August 13, 2012 in respect of each motion, resolution and other action passed and taken by the Council at its said Meeting is, except where the prior approval of the Ontario Municipal Board or other authority is by law required, hereby adopted, ratified and confirmed.
2. That where no individual by-law has been passed with respect to the taking of any action authorized in or by the Council mentioned in Section 1 hereof or with respect to the exercise of any powers of the Council, then this by-law shall be deemed for all purposes to the by-law required for approving and authorizing the taking of any action authorized therein or thereby required for the exercise of any powers therein by Council.
3. That the Mayor and the proper officers of The Corporation of the City of North Bay are hereby authorized and directed to do all things necessary to give effect to the said actions or to obtain approvals where required, and to execute all documents as may be necessary and directed to affix the corporate seal to all such documents as required.

READ A FIRST TIME IN OPEN COUNCIL THIS 27TH DAY OF AUGUST, 2012.

READ A SECOND TIME IN OPEN COUNCIL THIS 27TH DAY OF AUGUST, 2012.

READ A THIRD TIME IN OPEN COUNCIL AND PASSED THIS 27TH DAY OF AUGUST, 2012.

MAYOR ALLAN McDONALD

CITY CLERK CATHERINE CONRAD

THE CORPORATION OF THE CITY OF NORTH BAY

BY-LAW NO. 2012-186

**BEING A BY-LAW TO AUTHORIZE THE
EXECUTION OF A TAX EXTENSION
AGREEMENT WITH EVELYNE ABRAHAM IN
TRUST**

WHEREAS the Tax Extension Agreement with Evelyne Abraham in Trust was approved by Resolution No. 2012-463 passed by Council on the 30th day of July, 2012;

NOW THEREFORE THE COUNCIL OF THE CORPORATION OF THE CITY OF NORTH BAY HEREBY ENACTS AS FOLLOWS:

1. That The Corporation of the City of North Bay enter into a Tax Extension Agreement dated the 1st day of October, 2012 with Evelyne Abraham in Trust.
2. That the Mayor and Clerk of The Corporation of the City of North Bay are hereby authorized to execute that certain Agreement between The Corporation of the City of North Bay and Evelyne Abraham in Trust and to affix thereto the Corporate seal.

READ A FIRST TIME IN OPEN COUNCIL THIS 27TH DAY OF AUGUST, 2012.

cc READ A SECOND TIME IN OPEN COUNCIL THIS 27TH DAY OF AUGUST, 2012.

READ A THIRD TIME IN OPEN COUNCIL AND ENACTED AND PASSED THIS 27TH DAY OF AUGUST, 2012.

MAYOR ALLAN McDONALD

CITY CLERK CATHERINE CONRAD

THE CORPORATION OF THE CITY OF NORTH BAY

BY-LAW NO. 2012-187

**BEING A BY-LAW TO AUTHORIZE THE
EXECUTION OF AN AGREEMENT WITH
DESIGNED ROOFING INC. RELATING TO
WEST FERRIS COMMUNITY CENTRE ROOF
REPLACEMENT**

WHEREAS the Agreement with Designed Roofing Inc. for the West Ferris Community Centre Roof Replacement was approved by Resolution No. 2012-467 passed by Council on the 30th day of July, 2012;

NOW THEREFORE THE COUNCIL OF THE CORPORATION OF THE CITY OF NORTH BAY HEREBY ENACTS AS FOLLOWS:

1. The Corporation of the City of North Bay enter into an Agreement dated the 10th day of August, 2012 with Designed Roofing Inc. relating to the West Ferris Community Centre Roof Replacement.

2. The Mayor and Clerk of The Corporation of the City of North Bay are hereby authorized to execute that certain Agreement between The Corporation of the City of North Bay and Designed Roofing Inc. and to affix thereto the Corporate seal.

READ A FIRST TIME IN OPEN COUNCIL THIS 27TH DAY OF AUGUST, 2012.

cc. READ A SECOND TIME IN OPEN COUNCIL THIS 27TH DAY OF AUGUST, 2012.

READ A THIRD TIME IN OPEN COUNCIL AND ENACTED AND PASSED THIS 27TH DAY OF AUGUST, 2012.

MAYOR ALLAN McDONALD

CITY CLERK CATHERINE CONRAD

THE CORPORATION OF THE CITY OF NORTH BAY

BY-LAW NO. 2012-189

A BY-LAW TO AMEND ZONING BY-LAW NO. 28-80
TO REZONE CERTAIN LANDS ON NORTSHORE ROAD
FROM A "RURAL RESIDENTIAL LAKEFRONT (RRL)" ZONE
TO A "RURAL (A)" ZONE

KENNETH & LEONA WALKER – 860 NORTSHORE ROAD

WHEREAS the owner of the subject property has initiated an amendment to the Zoning By-law;

AND WHEREAS the Council of The Corporation of the City of North Bay has ensured that adequate information has been made available to the public, and has held at least one public meeting after due notice for the purpose of informing the public of this By-law;

AND WHEREAS it is deemed desirable to amend the zone designation shown on Schedule "C-5" of By-law No. 28-80 pursuant to Section 34 of the Planning Act R.S.O. 1990, as amended.

AND WHEREAS Council passed a resolution on August 13th, 2012 to approve this rezoning.

NOW THEREFORE THE COUNCIL OF THE CORPORATION OF THE CITY OF NORTH BAY
HEREBY ENACTS AS FOLLOWS:

- 1) Schedule "C-5" of By-law No. 28-80 is amended by changing the zoning designation of the property shown on Schedules "A" and "B" attached hereto (which property is more particularly described as Concession B, Part of Lot 6, Reference Plan No. 36R-10792, Part 1, and Reference Plan No. 36R-11769, Part 1, Parcel 18857, in the former Township of Widdifield), from a "Rural Residential Lakefront (RRL)" zone to a "Rural (A)" zone.
- 2) All buildings or structures erected and the use of land in such "Rural (A)" zone shall conform to all applicable provisions of By-law No. 28-80 of the Corporation of the City of North Bay.
- 3)
 - a) Notice of this By-law shall be given by the Clerk in the manner and form and to the persons prescribed by Section 6 of O. Reg. 545/06 as amended.
 - b) Where no notice of appeal is filed with the Clerk of The Corporation of the City of North Bay within twenty (20) days after the day that the giving of written notice as required by the Act is completed, then this By-law shall be deemed to have come into force on the day it was passed.
 - c) Where one or more notices of appeal are filed with the Clerk of The Corporation of the City of North Bay within twenty (20) days after the day that the giving of written notice as required by the Act is completed, setting out the objection to the By-law and the reasons in support of the objection, then this By-law shall not come into force until all appeals have been finally disposed of, whereupon the By-law shall be deemed to have come into force on the day it was passed.

READ A FIRST TIME IN OPEN COUNCIL THE 13TH DAY OF AUGUST, 2012.

READ A SECOND TIME IN OPEN COUNCIL THE 13TH DAY OF AUGUST 2012.

READ A THIRD TIME IN OPEN COUNCIL AND PASSED THIS 27TH DAY OF AUGUST 2012.

MAYOR, ALLAN MCDONALD

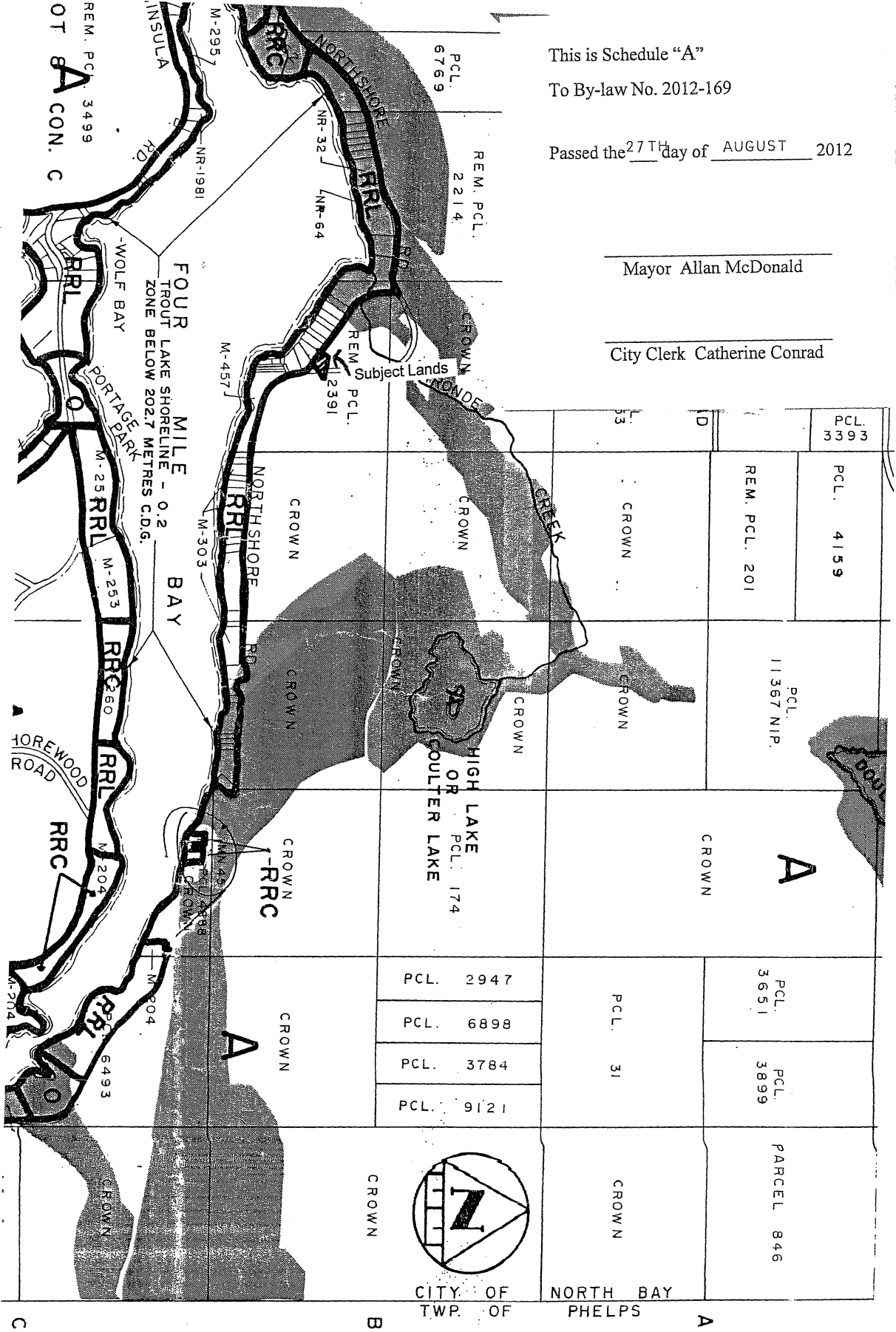
CITY CLERK, CATHERINE CONRAD

This is Schedule "A"
 To By-law No. 2012-169

Passed the 27TH day of AUGUST 2012

Mayor Allan McDonald

City Clerk Catherine Conrad



REM. P.C. 3499
 OT A CON. C

P.C.L. 6769
 REM. P.C.L. 2214

NR-32
 NR-64
 REM. P.C.L. 2391

P.C.L. 3393

P.C.L. 4159

REM. P.C.L. 201

P.C.L. 11367 NIP.

A

CROWN

P.C.L. 2947

P.C.L. 6898

P.C.L. 3784

P.C.L. 9121

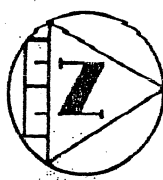
P.C.L. 31

P.C.L. 3651

P.C.L. 3899

PARCEL 846

CROWN



CITY OF NORTH BAY
 TWP. OF PHELPS

Proposed Zoning By-law Amendment
 From: "Rural Residential Lakefront (RRL)"
 To: "Rural (A)"



Proposed Zoning By-law Amendment
From: "Rural Residential Lakefront (RRL)"
To: "Rural (A)"

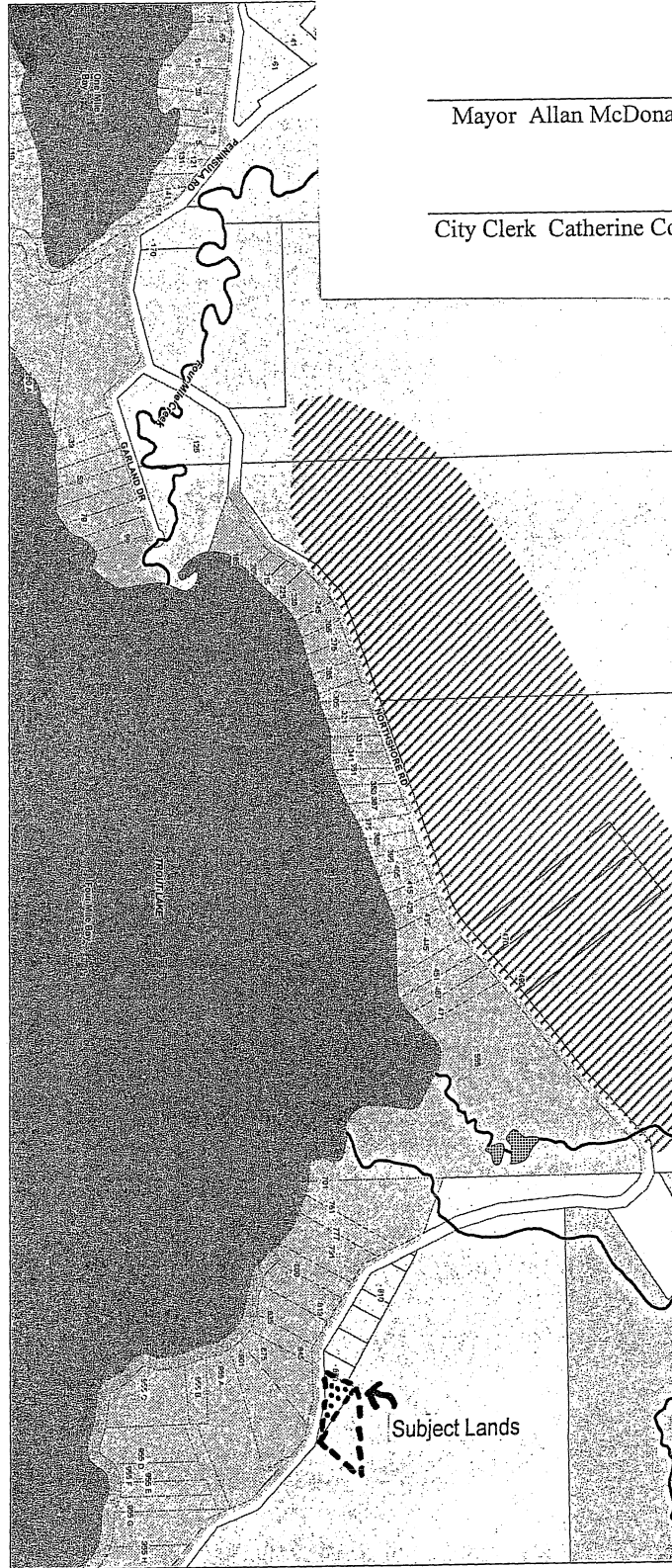
This is Schedule "B"

To By-law No. 2012-169

Passed the 7TH day of AUGUST 2012

Mayor Allan McDonald

City Clerk Catherine Conrad



THE CORPORATION OF THE CITY OF NORTH BAY

BY-LAW NO. 2012-185

**BEING A BY-LAW TO AUTHORIZE THE
EXECUTION OF AN AGREEMENT WITH
KENALEX CONSTRUCTION COMPANY
LIMITED RELATING TO RECYCLING CENTRE
UPGRADES**

WHEREAS the Agreement with Kenalex Construction Company Limited for Recycling Centre Upgrades was approved by Resolution No. 2011-655 passed by Council on the 19th day of September, 2011;

NOW THEREFORE THE COUNCIL OF THE CORPORATION OF THE CITY OF NORTH BAY HEREBY ENACTS AS FOLLOWS:

1. The Corporation of the City of North Bay enter into an Agreement dated the 27th day of September, 2011 with Kenalex Construction Company Limited relating to Recycling Centre Upgrades.
2. The Mayor and Clerk of The Corporation of the City of North Bay are hereby authorized to execute that certain Agreement between The Corporation of the City of North Bay and Kenalex Construction Company Limited and to affix thereto the Corporate seal.

READ A FIRST TIME IN OPEN COUNCIL THIS 27TH DAY OF AUGUST, 2012.

READ A SECOND TIME IN OPEN COUNCIL THIS 27TH DAY OF AUGUST, 2012.

cc.

READ A THIRD TIME IN OPEN COUNCIL AND ENACTED AND PASSED THIS 27TH DAY OF AUGUST, 2012.

MAYOR ALLAN McDONALD

CITY CLERK CATHERINE CONRAD

W:\CLERK\RMS\F05\2011\ENVIR\3100PC\0006.DOC

THE CORPORATION OF THE CITY OF NORTH BAY

BY-LAW NO. 2012-188

**BEING A BY-LAW TO AUTHORIZE THE
EXECUTION OF AN AGREEMENT WITH
MILLER PAVING NORTH BAY, A DIVISION
OF MILLER PAVING LIMITED, RELATING TO
THE SUPPLY AND PLACEMENT OF PLANT
COLD RECYCLED ASPHALT PAVEMENT**

WHEREAS the Agreement with Miller Paving North Bay, a Division of Miller Paving Limited, for the supply and placement of plant cold recycled asphalt pavement was approved by Resolution No. 2012-362 passed by Council on the 4th day of June, 2012;

**NOW THEREFORE THE COUNCIL OF THE CORPORATION OF THE CITY
OF NORTH BAY HEREBY ENACTS AS FOLLOWS:**

1. The Corporation of the City of North Bay enter into an Agreement dated the 3rd day of August, 2012 with Miller Paving North Bay, a Division of Miller Paving Limited, for the supply and placement of plant cold recycled asphalt pavement.
2. The Mayor and Clerk of The Corporation of the City of North Bay are hereby authorized to execute that certain Agreement between The Corporation of the City of North Bay and Miller Paving North Bay, a Division of Miller Paving Limited, and to affix thereto the Corporate seal.

READ A FIRST TIME IN OPEN COUNCIL THIS 27TH DAY OF AUGUST, 2012.

cc READ A SECOND TIME IN OPEN COUNCIL THIS 27TH DAY OF AUGUST, 2012.

READ A THIRD TIME IN OPEN COUNCIL AND ENACTED AND PASSED THIS 27TH DAY OF AUGUST, 2012.

MAYOR ALLAN McDONALD

CITY CLERK CATHERINE CONRAD

MOTION

North Bay, Ontario August 27, 2012

Subject: New Long Term Infrastructure Plan

File No. F11/2012/PROVI/GENERAL

Res. No. 2012 - _____

Moved by Councillor: Councillor Bain

Seconded by Councillor: _____

WHEREAS municipalities in Ontario are responsible for the majority of infrastructure in the province and that infrastructure is an investment in the economic, social and cultural development and the environmental protection of our communities;

AND WHEREAS the Government of Canada is developing a new Long Term Infrastructure Plan for federal support for infrastructure in Canada;

AND WHEREAS despite increased investment in municipal infrastructure by municipal, provincial and federal orders of government in recent years, Ontario's municipalities still have a significant infrastructure deficit.

NOW, THEREFORE, THE COUNCIL OF THE CITY OF NORTH BAY RESOLVES THAT:

1. Any new federal infrastructure support program must be long-term in its scope and horizon, ideally at least ten years, to help infrastructure investment partners tackle our significant infrastructure needs;
2. Ontario, as Canada's most populous province, should be allocated infrastructure support under any new federal infrastructure support commensurate with its population and economic importance;
3. Any new federal infrastructure support program must recognize the number and variety of infrastructure systems owned, managed and operated by municipalities in Ontario and the critical supports these provide to local communities and economies by providing for an exclusive municipal allocation in any new federal infrastructure support program;
4. The priorities of local governments in Ontario, as defined by their long-term municipal asset management plans, must be recognized and eligible for direct federal support under any new federal infrastructure support program;
5. Those municipalities that have or will have comprehensive asset management plans in place at the time the Federal program is in effect should be considered immediately eligible for any new infrastructure program funding from the federal government.

AND FURTHER THAT a copy of this resolution be forwarded to Prime Minister Steven Harper; the Honorable Steven Fletcher, Minister of State (Transport); the Leaders of the Opposition; MP Jay Aspin; Premier Dalton McGuinty; the Leaders of the Opposition; MPP Vic Fedeli; the Association of Municipalities of Ontario; and the Federation of Northern Ontario Municipalities.

Carried

Carried as amended

Lost

Conflict _____ Endorsement of Chair _____

Record of Vote (*Upon Request of Councillor* _____)

Signature of Clerk _____

ADDENDUM

**TO THE MEETING OF
AUGUST 27, 2012**

BY-LAW FOR CONSIDERATION:

Community Services - First, Second and Third readings:

By-Law No. 2012-190 to execute an Agreement with Horseshoe Hill Construction Inc. relating to rehabilitation work to the McIntyre Street Parking Garage.